

# **OFFICE OF THE INFORMATION COMMISSIONER**

WESTERN AUSTRALIA

## **ELEVENTH ANNUAL REPORT 2004**


PRESENTED TO BOTH HOUSES  
OF PARLIAMENT



GOVERNMENT OF WESTERN AUSTRALIA

DEAR MR PRESIDENT  
DEAR MR SPEAKER

In accordance with the provisions of the *Financial Administration and Audit Act 1985* and the *Freedom of Information Act 1992*, I submit my report for the year ended 30 June 2004 which has been prepared in compliance with the provisions and reporting requirements of both Acts.

A handwritten signature in black ink, appearing to read 'Daryl Wookey', written in a cursive style.

D A WOOKEY  
A/INFORMATION COMMISSIONER  
1<sup>st</sup> November 2004

# CONTENTS

<b>1. Foreword .....</b>	<b>1</b>
<b>2. Report on Operations.....</b>	<b>7</b>
■ Legislation and Mission Statement .....	8
■ External Review .....	10
■ External Review Outcomes.....	13
■ Advice and Awareness.....	18
■ Administration .....	22
<b>3. Key Performance Indicators.....</b>	<b>25</b>
<b>4. Financial Statements .....</b>	<b>31</b>
<b>5. Statistical Tables.....</b>	<b>51</b>

This page has been left blank intentionally.

# FOREWORD

This page has been left blank intentionally.

## FOREWORD



*Darryl Wookey*

This is the 11<sup>th</sup> annual report to Parliament on the operation of the *Freedom of Information Act 1992* in Western Australia, and my first as Acting Information Commissioner.

I was appointed A/Information Commissioner on 3 November 2003, following the announcement by the Attorney General of proposed changes to the form and jurisdiction of the office and the retirement of the former Information Commissioner, Ms Bronwyn Keighley-Gerardy.

I take this opportunity to acknowledge the work of Ms Keighley-Gerardy as Information Commissioner for the first 10 years of the operation of freedom of information in this State. In that role, Ms Keighley-Gerardy, with whom I previously worked for seven and half years as Principal Solicitor in the office, was a passionate advocate for freedom of information. Her vision and energy - together with the tireless and capable support and assistance of her staff, many of whom are still with the office - in establishing the office and the jurisdiction in Western Australia has resulted in an office which is widely recognised, both nationally and internationally, as an office of "best practice" in the field.

I also take this opportunity to acknowledge the staff of the office, both past and present, and the significant contributions they have made to the creation and continuation of an effective, efficient and accessible external review mechanism and advisory service in this State. In particular, I thank the present staff for their continued support and professionalism in what has been an unsettling year for them. It is a tribute to them that in the last year the office has continued to operate to the same high standard that it has for the previous 10 years.

The Government's proposed changes to the form and jurisdiction of the office have not yet been put to the Parliament. The main features of the proposed change have been made public and include the amalgamation of the Information Commissioner's position with that of the Ombudsman. However, the details of the changes and the timeframe for them to occur are not yet clear. I hope, in the meantime, to have some input into the process to ensure that any changes finally proposed will preserve the key features of the present Information Commissioner model: an effective, efficient, inexpensive and accessible independent external review mechanism; an opportunity for the resolution of complaints by conciliation; an effective advice and awareness service; and a means for monitoring the operation of the FOI Act across the public sector. I am optimistic that this goal is not inconsistent with the aims of the Government's proposed changes and look forward to further discussions on the matter.

In the meantime, the office continues to exercise the functions of the Information Commissioner as set out in the *Freedom of Information Act 1992* and this report details our performance in the year ending 30 June 2004, as well as providing the information required by Parliament under s.111 of the legislation.

### **Collocation**

In June 2004, my office relocated to offices in St Martin's Tower previously occupied by the Office of the Ombudsman. We are now collocated with the Office of the Ombudsman, the Office of the Commonwealth Ombudsman, the Office of Health Review and the Office of the Commissioner for Public Sector Standards. The Offices of the Ombudsman, the Commonwealth Ombudsman and Health Review have been collocated for a number of years, with the Commissioner for Public Sector Standards moving into the premises more recently. We occupy our own suite of offices but share a common reception area, conference rooms, meeting rooms and amenities rooms. Otherwise, we continue to operate as a separate statutory office, as required by the FOI Act.

The move has resulted in savings to the public purse in rent and outgoings (particularly as the Office of the Ombudsman and the Office of the Information Commissioner now together occupy a floor previously occupied solely by the Office of the Ombudsman). It has also provided us with a room in which to conduct some of our training courses, rather than having to hire a room.

As well as resulting in ongoing financial savings in respect of accommodation, collocation presents the opportunity for cooperation between the collocated offices to undertake shared initiatives in such activities as outreach; training for staff; and facilities and services for staff.

We have already agreed on participation in one joint outreach activity with the Ombudsman, the Commonwealth Ombudsman and the Office of Health Review, being a shared display stand at the “WA on Show” exhibition at the new Perth Convention Centre, and other joint outreach activities are proposed for the future. Similarly, shared in-house information and education sessions on matters of common interest are proposed, and a Guest Speaker Series has been initiated to inform staff of all the collocated agencies of the role, functions and jurisdiction of various other “accountability agencies” and dispute-resolution bodies in the public sector. As at 30 June 2004, the Equal Opportunity Commissioner and the Public Service Arbitrator have kindly given their time as guest speakers, with the Auditor General and a Member of the Small Claims Tribunal scheduled to do so in July and August.

Collocation also affords parties to complaints – both complainants and agencies – who may be involved in complaints with more than one of the collocated agencies the convenience of one location to attend, as it does for those seeking advice as to the course of action they should take in respect of a particular complaint.

### **Visit from the UK**

The former Information Commissioner was visited for two days by the United Kingdom’s Deputy Information Commissioner, Mr Graham Smith, in September 2003. He was given detailed briefings and advice on the workings of our office and the implementation and operation of the Information Commissioner model in Western Australia. Mr Smith sought this information to plan for the commencement of FOI legislation in the UK and saw the achievements in Western Australia as a model to follow because of the effectiveness and efficiency of the office, and successful outcomes recorded both by the office and by the public sector.

### **Visit to South Africa**

At the invitation of the Open Democracy Advice Centre (ODAC) I travelled to South Africa for five days in May 2004. At the request of the South African Human Rights Commissioner, ODAC had conducted a comparative study of FOI external review models around the world, with a view to putting a proposal to the South African Government. Under the South African *Promotion of Access to Information Act 2000* the only available avenue for external review is by way of appeal to the High Court (the equivalent to our Supreme Court), a relatively inaccessible mechanism. ODAC identified the Western Australian Information Commissioner model as the preferred model for efficient, effective, inexpensive, timely and accessible external review of FOI decisions by agencies and was granted funding by AusAid for a visit from the Western Australian Information Commissioner.

During the five days I spent in South Africa, I met with ODAC; separately with two Members of Parliament, including the Chair of Parliamentary Justice Portfolio Committee; the South African History Archives; the South African Human Rights Commissioner; and the Public Protector. I briefed each on the operation and effectiveness of the Western Australian model and the practical and financial implications of implementing such a model. As a result of my visit, it was indicated that a visit to Western Australia by the appropriate officials to witness the operation of FOI here is likely to be proposed in the forthcoming year.

### **Consultation by Scottish Information Commissioner**

During the year I participated in a telephone interview with the office of the Information Commissioner for Scotland and provided information about the investigative and other processes of the office. The interview was one of a series the Scottish Information Commissioner conducted with a range of Information Commissioners around the world in preparation for the commencement of the operation of the *Freedom of Information (Scotland) Act 2002*, on 1 January 2005.

### **Complaints dealt with by my office**

After the first decade of operation of the legislation and the office, I consider it timely to review the measures by which we assess our performance and the recording and reporting of our work. I propose to do that in the forthcoming year. For consistency with previous reporting, this year I have reported on complaints received and dealt with by my office, classified as they have been in recent years. In the future I would propose to review the classification of some matters and report in more detail as to the nature of the matters received and dealt with.

For example, included in the numbers of invalid/informal complaints are a number of matters which in my view are more appropriately classified and reported on as advice matters, as they are not complaints or applications for external review. For instance, in the year under review 53 of the matters recorded as invalid/informal complaints were misdirected access applications. In my view, the time and effort expended by my staff in dealing with those matters and providing advice to the correspondent is an important advice activity which should be separately identified and reported on. Doing so will also allow the identification of any patterns and follow up with agencies in respect of any problems they reveal.



If the 53 misdirected access applications are excluded from the number of complaints received, the number of complaints to my office was 150, which means that only 1.75% of decisions made by agencies in that period resulted in a complaint to my office. Those 150 matters consisted of 127 valid complaints and 23 that I would classify informal/invalid complaints (ie where the complainant has endeavoured to complain about the agency's handling of his or her application, but the complaint does not meet the formal requirements of the Act or the requisite procedures that precondition the making of a complaint - eg applying for internal review - have not been followed).

Similarly, of the 173 matters recorded as complaints which were finalised during the year, 98 were formal complaints. Of the other 75 matters recorded as complaints finalised, again, 53 were misdirected access applications.

### **Applications dealt with by agencies**

The primary responsibility for making decisions on FOI applications and otherwise giving effect to the provisions of the FOI Act rests with agencies. As can be seen from a review of previous annual reports of the Information Commissioner, the number of applications made to agencies under the FOI Act has steadily increased, from 3323 at the end of the first full financial year of operation of the FOI Act (1995) to 7823 in the year under review.

From the statistical tables at the end of this report, it can be seen that, as in previous years, the Police Force of Western Australia received the highest number of applications made to a single agency (1209), with the next highest being received by Royal Perth Hospital (1049) and Sir Charles Gairdner Hospital, North Metropolitan Health Service (809) respectively, and another 2641 received in total by various other health services. The very low amount of application fees and charges collected by the health services (for example, a total of \$330 in application fees and no additional charges collected by Royal Perth Hospital and Sir Charles Gairdner Hospital, North Metropolitan Health Service) suggests that the vast majority of access applications to those agencies are for personal information - for example, medical records - about the access applicant, for which no application fee or other charge is payable.

The statistical tables also reveal that, of the 7311 decisions made by the agencies in respect of access applications, 67.8% resulted in the access applicant being given access in full to the documents sought; 25.4% resulted in the access applicant being given access to edited copies of the documents sought; and 0.4% of the decisions made resulted in either access being given but deferred, or access being given in accordance with s.28 of the Act (by way of an approved medical practitioner). Those figures indicate that 93.6% of the 7311 decisions made by agencies in FOI applications were to the effect that access in some form was given. Only 6.4% of the decisions made were refusals of access.

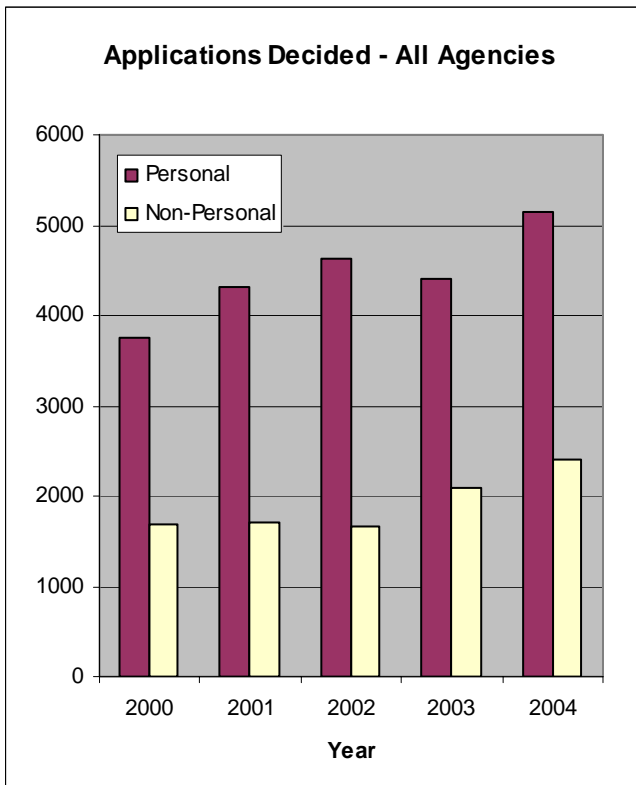
Consistent with previous years, the exemption clause most frequently claimed by agencies was clause 3, which exempts from disclosure personal information about individuals other than the access applicant. That clause was claimed 1588 times in the year under review. The next most frequently claimed exemptions were clause 5, which relates to law enforcement, public safety and property security (200 times) and clause 7, which protects from disclosure documents which would be privileged from production in legal proceedings on the ground of legal professional privilege (108 times).

Figures 1-4 below illustrate the performance of agencies in respect of FOI in the year under review. The number of applications decided by agencies increased, as did the number of occasions on which full access was given. The average time taken to deal with access applications increased by approximately 2.5 days from the previous year, but is still well within the maximum period of 45 days permitted by the Act. It does not appear to be a significant increase, given the increase in the numbers of access applications being dealt with, but my office will continue to monitor it. The average amount of charges imposed by agencies for dealing with access applications decreased in comparison with the previous year. Although the conclusions that can be drawn from statistics such as these are limited, in my view these figures are a positive indicator that, overall, agencies are giving effect to the Act in the manner in which it was intended to operate.

Of course there continue to be instances where that is not the case, and it is the ongoing goal of my office, both through the external review of complaints and through our advisory and educational activities, to ensure that these positive trends continue and that problem areas are identified and addressed.

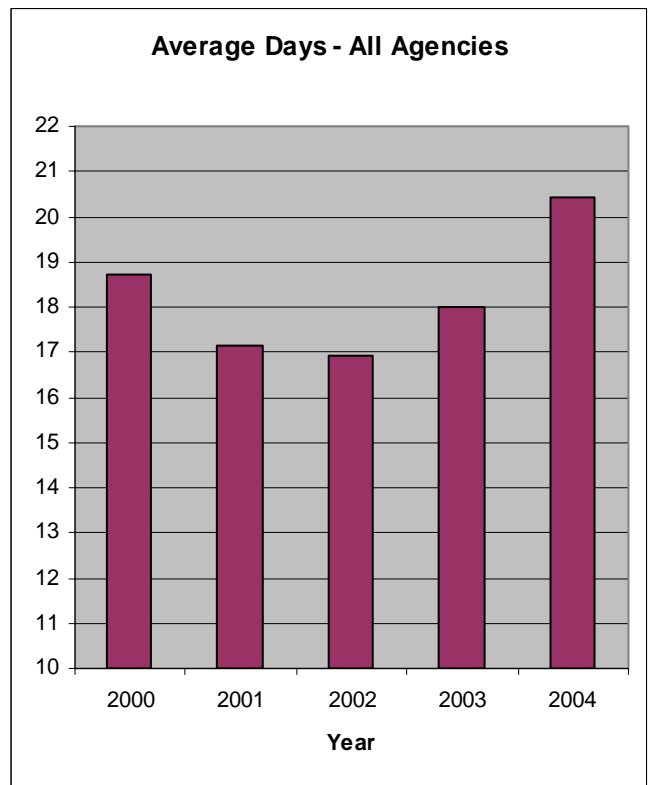
**FIGURE 1**

**Number of Applications Decided—All Agencies**



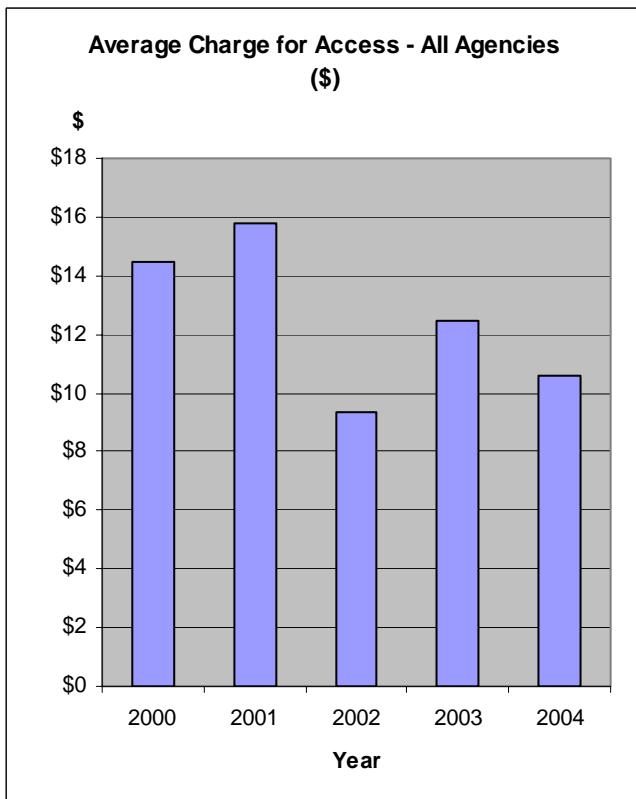
**FIGURE 2**

**Average Days Taken to Deal with Applications – All Agencies**



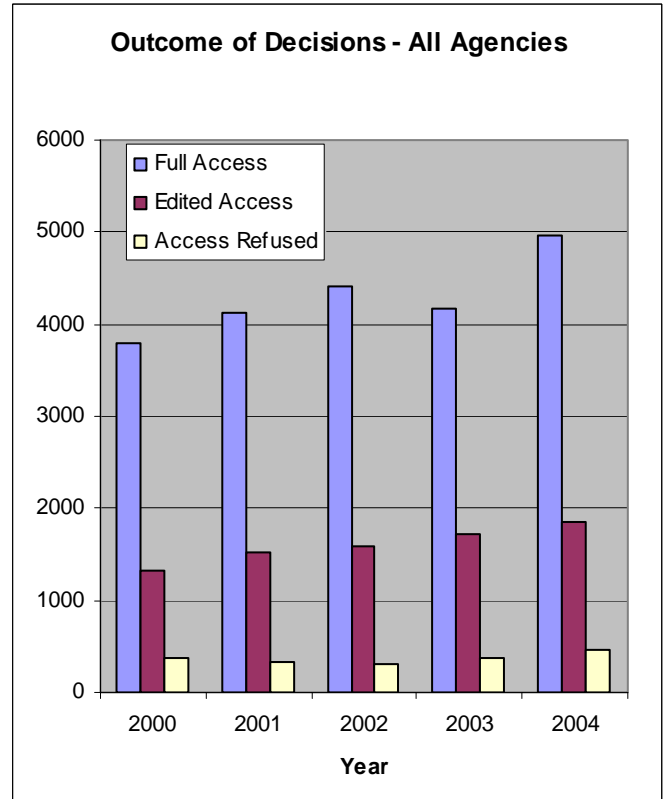
**FIGURE 3**

**Average Charges Imposed —All Agencies (\$)**



**FIGURE 4**

**Outcome of Decisions—All Agencies**



# REPORT ON OPERATIONS

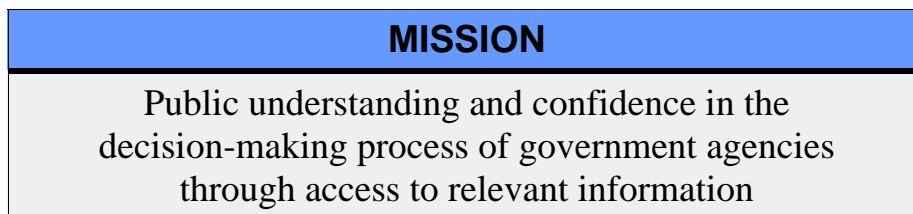
## LEGISLATION AND MISSION STATEMENT

The office of Information Commissioner is constituted under s.55(1) of the *Freedom of Information Act 1992* and the occupant is directly accountable to Parliament for the performance of statutory functions prescribed by the Act. I am appointed Acting Information Commissioner under s.59(1) and am empowered to exercise all the functions of the Information Commissioner. The Attorney General is the Minister responsible for the legislation.

The main function of the office is to provide independent external review of agencies' decisions by dealing with complaints about decisions made by agencies under the Act. Other responsibilities, as prescribed by the Act, include:

- (i) ensuring that agencies are aware of their responsibilities under the Act [s.63(2)(d)];
- (ii) ensuring members of the public are aware of the Act and their rights under it [s.63(2)(e)];
- (iii) providing assistance to members of the public and agencies on matters relevant to the Act [s.63(2)(f)]; and
- (iv) recommending to Parliament legislative or administrative changes that could be made to help the objects of the Act be achieved [s.111(4)].

The Mission Statement and desired outcome reflect the functions and the broad ideals of openness, accountability and responsibility behind the FOI legislation.



### DESIRED OUTCOME

Access to documents and observance of processes in accordance with the *Freedom of Information Act 1992*.

The Office of the Information Commissioner provides an FOI complaint mechanism and advisory service which is independent, objective and fair, and which balances the competing needs of applicants, agencies and Parliament, subject to the requirements and processes prescribed in the Act. The Information Commissioner has a statutory duty to undertake these functions and the office accordingly has two outputs – Resolution of Complaints (External Review) and Advice and Awareness.

The following principles or values are part of the corporate philosophy of the office.

- Being accepted by participants as an independent and impartial review authority.
- Being recognised by agencies as a model of “best practice” for the FOI complaint review process.
- Serving as an example to agencies of accountability and responsibility.

### RELEVANT LEGISLATION

*Freedom of Information Act 1992*

*Freedom of Information Regulations 1993*

*Freedom of Information Amendment Regulations 1994*

### CONTACT DETAILS

Address:	12th floor, St Martin's Tower 44 St George's Terrace PERTH WA 6000	Telephone: (08) 9220 7888 1800 62 1244 (Free call—WA Country regions)
		Facsimile: (08) 9325 2152
		E-mail: <a href="mailto:info@foi.wa.gov.au">info@foi.wa.gov.au</a>
Postal Address:	PO Box Z5386 St George's Terrace PERTH WA 6831	Home Page: <a href="http://www.foi.wa.gov.au">http://www.foi.wa.gov.au</a>

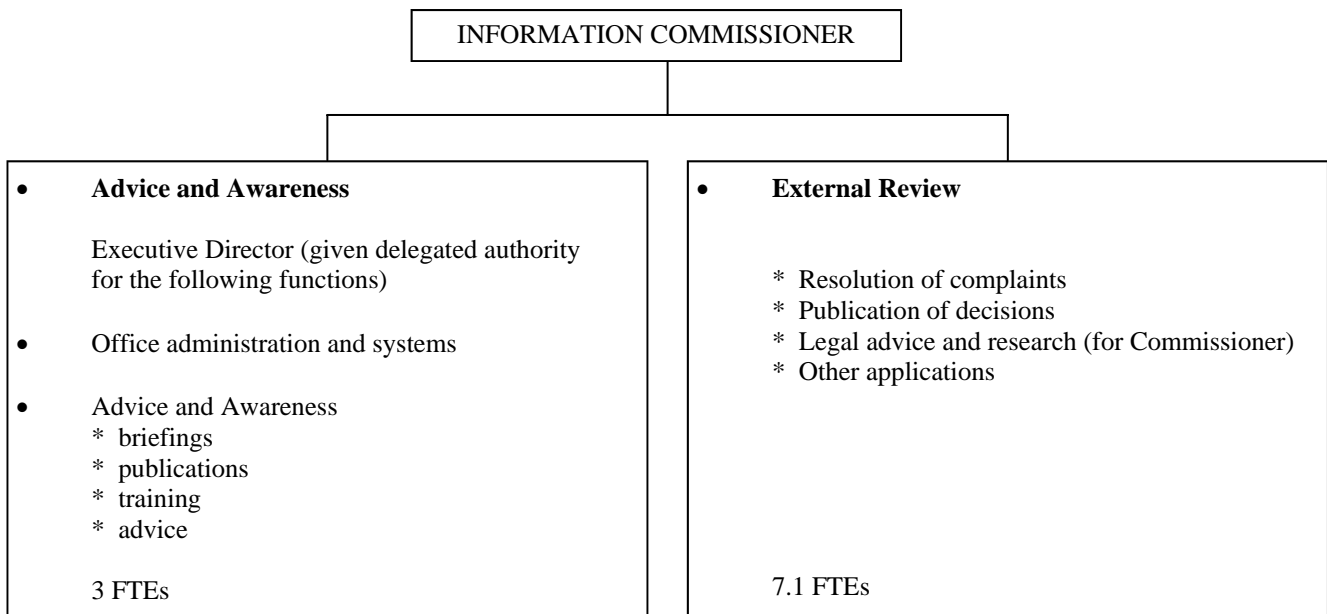
**STAFF**

Staff are appointed to assist me and new appointees must take an oath or affirmation, administered by me, prior to commencing their duties. The office is structured based on two separate outputs, which ensures that the independence and integrity of the external review process is maintained.



*Back row L to R: Tony Pruyn, Senior Investigations Officer; Vivien Hillyard, Investigations Officer; Sylvie De Laroche, Personal Assistant; Tim Kennedy, Senior Legal Officer; Anne Marshall, Legal Officer; Bruce Denham, Executive Director.*  
*Front row L to R: Michelle Painter, Administrative Assistant; Darryl Wookey, A/Information Commissioner; Grace Grandia, Advisory/Projects Officer; Kim Bracknell, Information Services Manager.*  
*Absent: Rachel Crute, Legal Officer (Research and Investigations), on secondment to the Ombudsman’s Office.*

**OFFICE STRUCTURE**



## EXTERNAL REVIEW

The external review output deals with complaints lodged by access applicants, applicants for amendment and third parties against decisions made by agencies and certain other applications. It emphasises informal resolution processes such as negotiation and conciliation where appropriate, and includes determinative functions which may involve more formal processes. The review function is designed to be as speedy, accessible and informal as possible. A policy decision was made to avoid adopting too legalistic or technical an approach to external review, but at the same time recognising that it is necessary and desirable to conform with statutory requirements, the principles of administrative law and acceptable standards of practice for merit review.

### EXTERNAL REVIEW APPLICATIONS

A total of 228 applications to the Information Commissioner were received in 2003/2004 (198 in 2002/2003). Table 1 indicates the kinds of applications received.

**TABLE 1: APPLICATIONS RECEIVED BY THE INFORMATION COMMISSIONER**

APPLICATIONS FOR EXTERNAL REVIEW	NUMBER
Complaints (including informal/invalid)	203
Section 66(4) Out of time	9
Section 66(6) No internal review	10
Sections 66(4) and 66(6) applications	2
Waiver of requirement to consult	3
Application for reduction of time	1
<b>TOTAL</b>	<b>228</b>

### COMPLAINTS

Complaints may be made in respect of an agency's decision to:

- refuse access to documents;
- give access to documents;
- give access to edited copies of documents;
- refuse to deal with access applications;
- defer giving access to documents;
- apply section 28 of the Act;
- impose a charge or require the payment of a deposit; or
- not to amend personal information or make a notation as requested.

As indicated in the foreword, in the forthcoming year I propose to review the kinds of matters recorded as informal/invalid complaints and provide more detailed information about those in the future.

During the year, 203 matters recorded as complaints were received, compared with 182 in 2002/2003. Table 2 indicates the number of such matters by the agencies concerned.

**TABLE 2: COMPLAINTS RECEIVED**

AGENCY	COMPLAINTS	INVALID	TOTAL	AGENCY	COMPLAINTS	INVALID	TOTAL
Acacia Prison	1	2	3	Conservation and Land Management, Department of	2		2
Albany, Town of		1	1	Consumer and Employment Protection, Department of	3		3
Armadale, City of	1		1	Coorow, Shire of	1		1
Attorney General; Minister for Health; Electoral Affairs		1	1	Cottesloe, Town of	1		1
Bassendean, Town of	1	1	2	Culture and the Arts, Department of	3		3
Bunbury, City of	2		2	Curtin University of Technology	4		4
Community Development, Department for	6	1	7	Denmark, Shire of		1	1

**REPORT ON OPERATIONS continued**

AGENCY	COMPLAINTS	INVALID	TOTAL	AGENCY	COMPLAINTS	INVALID	TOTAL
East Fremantle, Town of	1	1	2	Mundaring, Shire of	1		1
Education and Training, Department of	5	2	7	Perth, City of	1		1
Egg Marketing Board	1		1	Planning and Infrastructure, Department for	3	1	4
Electricity Corporation	3	1	4	Police Force of Western Australia	7	18	25
Environment, Department of	7		7	Port Hedland Port Authority		1	1
Fremantle Hospital and Health Service	2	1	3	Premier and Cabinet, Department of the	4		4
Fremantle, City of	1		1	Public Advocate, Office of the	1		1
Graylands Selby-Lemnos and Special Care Health Service	2	3	5	Public Sector Standards Commissioner, Office of the	3		3
Health Department of Western Australia	4		4	Public Transport Authority	2	1	3
Health Review, Office of	2		2	Rockingham, City of	2		2
Heritage Council of Western Australia	1		1	Royal Perth Hospital	1	1	2
Housing and Works, Department of	5	2	7	Serpentine/Jarrahdale, Shire of		1	1
Industry and Resources, Department of	4		4	Sir Charles Gairdner Hospital, North Metropolitan Health Service	1		1
Insurance Commission of Western Australia	1	2	3	South Perth, City of	2		2
Joondalup, City of	3	2	5	South West Development Commission	1		1
Justice, Department of	3	14	17	South West Health Service	1		1
Kalamunda, Shire of	1		1	State Supply Commission	1		1
Kimberley Development Commission	1		1	Stirling, City of		1	1
King Edward Memorial and Princess Margaret Hospitals		1	1	Subiaco, City of		1	1
Land Authority (LandCorp), Western Australian	1		1	Swan Health Service		3	3
Legal Practice Board	1		1	Swan, City of	1		1
Legal Practitioners Complaints Committee		1	1	Tourism Commission	1		1
Manjimup, Shire of	2		2	Treasury and Finance, Department of	1		1
Medical Board of Western Australia	1		1	Victoria Park, Town of	1		1
Melville, City of	2		2	Water Corporation	5		5
Midwest and Murchison Health Region	2	1	3	Workers' Compensation and Rehabilitation Commission (WorkCover)	2		2
Minister for Consumer and Employment Protection; Indigenous Affairs; Minister assisting Minister for Public Sector Management	2	1	3	WorkSafe Western Australia	1		1
Minister for Local Government and Regional Development; Heritage; The Kimberley, Pilbara and Gascoyne	1		1	Unknown or no jurisdiction		8	8
Minister for Planning and Infrastructure		1	1				
				<b>TOTAL</b>	<b>127</b>	<b>76</b>	<b>203</b>

**OTHER APPLICATIONS**

The other applications fell into the following categories:

- by applicants or third parties for acceptance of complaints out of time pursuant to section 66(4) or without internal review pursuant to section 66(6), or for both of these reasons;
- by agencies for waiver of the requirement to consult with third parties when processing an application, pursuant to section 35(1); and
- by applicants for reduction of the permitted period of 45 days within which an agency must deal with an application (s.13(4)).

No applications for extension of the permitted period (s.13(5)) were received from agencies.

A detailed breakdown follows.

**TABLE 3: OTHER APPLICATIONS RECEIVED**

AGENCY	OUT OF TIME s.66(4)	NO INTERNAL REVIEW s.66(6)	BOTH s.66(4) & s.66(6)	WAIVER OF REQ'MENT TO CONSULT s.35(1)	REDUCTION OF TIME s.13(4)
Bunbury, City of		1			
Consumer and Employment Protection, Department of		1			
Coorow, Shire of		1			
Culture and the Arts, Department of	1				
Curtin University of Technology	1	1			
Environment, Department of	1				
Fremantle, City of		1			
Graylands Selby-Lemnos and Special Care Health Service	1	1			
Health, Department of				1	
Kalamunda, Shire of		1			
Main Roads Western Australia					1
Melville, City of	1				
Minister for Planning and Infrastructure				1	
Police Force of Western Australia	2	1	2		
Water Corporation	1	2			
Workers' Compensation and Rehabilitation Commission (WorkCover)	1			1	
<b>TOTAL</b>	<b>9</b>	<b>10</b>	<b>2</b>	<b>3</b>	<b>1</b>



## EXTERNAL REVIEW OUTCOMES

A total of 198 applications were finalised during the year. Table 4 shows the types of applications dealt with.

TYPE OF APPLICATION	NUMBER FINALISED
Complaints (including informal/invalid)	173
Section 66(4) Out of time	9
Section 66(6) No internal review	10
Sections 66(4) & 66(6) Application	2
Application for reduction of time	1
Application for Waiver of Requirement to Consult	3
<b>TOTAL</b>	<b>198</b>

Tables 5 and 6 show details of the outcomes of the matters dealt with during the year.

A total of 198 formal complaints were finalised, of which 29 complaints proceeded to a published decision. Of those matters, the agency's decision was confirmed on 24 occasions; varied on 2 occasions; and set aside and substituted on 3 occasions. Significantly fewer formal decisions were required compared to the last 3 years because a higher proportion of complaints finalised were resolved by conciliation. This year saw an increase in the number and proportion of matters resolved by conciliation: 71.7%, compared to approximately 60% for the past 3 years.

In some cases, a matter is referred to *Advice and Awareness* staff in order that the parties may be advised further as to their respective rights and obligations under the Act, or to enable preliminary enquiries to be made. This procedure often leads to a successful resolution. There were 60 applications resolved in this manner.

**TABLE 5: OUTCOME OF COMPLAINTS FINALISED**

AGENCY	CONCILIATED	PUBLISHED DECISION BY INFORMATION COMMISSIONER			DECLINED*	RESOLVED BY ADVICE AND AWARENESS	TOTAL MATTERS FINALISED
		AGENCY DECISION CONFIRMED	AGENCY DECISION VARIED	AGENCY DECISION SET ASIDE AND SUBSTITUTED			
Acacia Prison					1	2	3
Albany, City of					1		1
Armadale, City of	1						1
Attorney General; Minister for Health; Electoral Affairs	1						1
Bassendean, Town of		1				1	2
Bunbury, City of	1			1			2
Community Development, Department for	3					1	4
Consumer and Employment Protection, Department of	2				2		4
Cottesloe, Town of	1						1
Culture and the Arts, Department of	1						1
Curtin University of Technology	2				1		3

(cont...)

**TABLE 5: OUTCOME OF COMPLAINTS FINALISED (cont...)**

AGENCY	CONCILIATED	PUBLISHED DECISION BY INFORMATION COMMISSIONER			DECLINED*	RESOLVED BY ADVICE AND AWARENESS	TOTAL MATTERS FINALISED
		AGENCY DECISION CONFIRMED	AGENCY DECISION VARIED	AGENCY DECISION SET ASIDE AND SUBSTITUTED			
Denmark, Shire of						1	1
Deputy Premier; Treasurer; Minister for Energy	1						1
East Fremantle, Town of	1	1					2
Education and Training, Department of	7				1	1	9
Egg Marketing Board	1						1
Electricity Corporation (Trading as Western Power Corporation)	1	1				1	3
Environment, Water and Catchment Protection, Department of	1	2		1	1		5
Fire and Emergency Services Authority	1						1
Fremantle, City of		1					1
Fremantle Hospital and Health Service		2				1	3
Fremantle Port Authority					1		1
Gosnells, City of				1			1
Graylands Selby-Lemnos and Special Care Health Service		1				3	4
Health Department of Western Australia	1	2					3
Health Review, Office of	1				1		2
Heritage Council of Western Australia	1						1
Housing and Works, Department of		1	1			2	4
Industry and Resources, Department of	2	1					3
Insurance Commission of Western Australia	1						1
Joondalup, City of	1				1	1	3
Joondalup Health Campus					1		1
Justice, Department of		1			2	14	17
Kalamunda, Shire of	1						1
King Edward Memorial and Princess Margaret Hospitals	1						1
Land Authority (LandCorp) , Western Australian	1				1		2
Legal Practice Board	1						1
Legal Practitioners Complaints Committee	1						1
Manjimup, Shire of	2						2
Medical Board of Western Australia	1						1
Midwest and Murchison Health Region	1	1				1	3

TABLE 5: OUTCOME OF COMPLAINTS FINALISED (cont...)

AGENCY	CONCILIATED	PUBLISHED DECISION BY INFORMATION COMMISSIONER			DECLINED*	RESOLVED BY ADVICE AND AWARENESS	TOTAL MATTERS FINALISED
		AGENCY DECISION CONFIRMED	AGENCY DECISION VARIED	AGENCY DECISION SET ASIDE AND SUBSTITUTED			
Minister for Consumer and Employment Protection; Indigenous Affairs; Minister assisting Minister for Public Sector Management	2					1	3
Minister for Local Government and Regional Development; Heritage; The Kimberley, Pilbara and Gascoyne	1						1
Minister for Planning and Infrastructure					1	1	2
Mundaring, Shire of	1						1
Perth, City of		1					1
Planning and Infrastructure, Department for	1				1	1	3
Police Force of Western Australia	6	4				15	25
Port Hedland Port Authority						1	1
Premier and Cabinet, Department of the		1					1
Public Sector Standards Commissioner, Office of the	1	1					2
Public Transport Authority	2					1	3
Rockingham, City of	1						1
Royal Perth Hospital					1	1	2
Serpentine / Jarrahdale, Shire of						1	1
South Perth, City of	1						1
South West Health Service	1						1
Sport and Recreation, Department of			1				1
State Supply Commission	1						1
Stirling, City of						1	1
Subiaco, City of						1	1
Swan, City of	1						1
Swan Health Service	2					1	3
Treasury and Finance, Department of	1						1
Victoria Park, Town of					1		1
Water Corporation		1					1
Workers' Compensation and Rehabilitation Commission		1			1		2
WorkSafe Western Australia	1						1
Unknown or no jurisdiction	1					6	7
<b>TOTAL</b>	<b>65</b>	<b>24</b>	<b>2</b>	<b>3</b>	<b>19</b>	<b>60</b>	<b>173</b>

*The Information Commissioner does not deal with a complaint if it is outside jurisdiction or is frivolous, vexatious, misconceived or lacking in substance (section 67 of the Act).*

**TABLE 6: PUBLISHED DECISIONS**

DECISION NUMBER	COMPLAINANT	RESPONDENT	DECISION DATE
D0192003	Askew	City of Gosnells	14/07/03
D0202003	West Australian Newspapers Limited	Department of Sport and Recreation	21/07/03
D0212003	Kimber	Department of Environment	23/07/03
D0222003	West Australian Newspapers Limited	Police Force of Western Australia	07/08/03
D0232003	Cockburn Cement Limited	Department of Environment, Water and Catchment Protection and Kwinana Progress Association	21/08/03
D0242003	Lazza's Hiab and Tilt Tray Services	Western Power Corporation	24/09/03
D0252003	Crook	Fremantle Hospital and Health Service	06/10/03
D0262003	Kelly	Department of Justice	09/10/03
D0272003	D'Aloisio	Fremantle Hospital and Health Service	09/10/03
D0282003	Stewart	City of Fremantle	09/10/03
D0292003	Guyatt	Police Force of Western Australia	21/10/03
D0302003	Prosser Management Pty Ltd	City of Bunbury and Harvey Norman Holdings Limited and Calardu Bunbury (WA) Pty Ltd	22/10/03
D0312003	Mineralogy Pty Ltd	Department of Industry and Resources	29/10/03
D0322003	Elgar	Town of Bassendean	29/10/03
D0332003	"Q"	Graylands Selby-Lemnos and Special Care Health Service	05/12/03
D0342003	Kasprzak	Department of the Premier and Cabinet	10/12/03
D0012004	Murrin	Police Force of Western Australia	12/01/04
D0022004	"R"	Police Force of Western Australia	14/01/04
D0032004	Randles	Town of East Fremantle	20/01/04
D0042004	Lord	City of Perth	29/01/04
D0052004	Reid	Workers' Compensation and Rehabilitation Commission	30/01/04
D0062004	"S"	Central West Mental Health Service *	19/02/04
D0072004	Thornton	Department of Health	05/03/04
D0082004	Rogers	Water Corporation and Kevin Ernest Guppy and KG and GS Nominees	05/03/04
D0092004	Byrnes	Office of the Public Sector Standards Commissioner	01/04/04
D0102004	O'Neil	Department of Environment	21/04/04
D0112004	Biron	Department of Housing and Works	19/05/04
D0122004	Biron	Department of Health	23/06/04
D0132004	Biron	Department of Housing and Works	29/06/04

\* Please note that Central West Mental Health Service is one of the health services provided by the Midwest and Murchison Health Region

**OTHER MATTERS**

There were 25 other applications finalised this year. They were applications to make a complaint out of time (s.66(4)) or where internal review had not been applied for or had not been completed (s.66(6)), or both; applications for waiver of the requirement to consult third parties (s.35(1)); and applications for a reduction of the permitted time for an agency to deal with an access application (s.13(4)). These, together with the outcomes, are shown below.

**TABLE 7: OUTCOME OF OTHER MATTERS FINALISED**

AGENCY	OUT OF TIME s.66(4)			NO INTERNAL REVIEW s.66(6)		Both s.66(4) & 66(6)		WAIVER OF REQ'MENT TO CONSULT s.35(1)		REDUCTION OF TIME s.13(4)	TOTAL MATTERS FINALISED
	A	W	R	A	W	R	W	A	D	C	
Bunbury, City of					1						1
Consumer and Employment Protection, Department of					1						1
Coorow, Shire of					1						1
Culture and the Arts, Department of		1									1
Curtin University of Technology			1	1							2
Environment, Department of			1								1
Fremantle, City of					1						1
Graylands Selby-Lemnos and Special Care Health Service			1	1							2
Health, Department of									1		1
Kalamunda, Shire of					1						1
Main Roads Western Australia										1	1
Melville, City of		1									1
Minister for Planning and Infrastructure									1		1
Police Force of Western Australia		1	1		1	1	1				5
Water Corporation			1	1	1						3
Workers' Compensation and Rehabilitation Commission			1						1		2
<b>TOTAL</b>	<b>1</b>	<b>2</b>	<b>6</b>	<b>2</b>	<b>8</b>	<b>1</b>	<b>1</b>	<b>1</b>	<b>2</b>	<b>1</b>	<b>25</b>

Key: A—Approved; C—Conciliated; W—Withdrawn; R—Refused; D—Denied

## APPEALS TO THE SUPREME COURT

There were no appeals against decisions of the former Information Commissioner filed with the Supreme Court of Western Australia during the past year. Similarly, no appeals against any of my decisions as Acting Information Commissioner were filed in the year under review. One appeal was finalised by the Supreme Court during the year. In that matter, *BGC (Australia) Pty Ltd v Fremantle Port Authority* [2003] WASCA 250, the Supreme Court dismissed BGC's appeal against a decision of the former Information Commissioner and upheld the former Information Commissioner's decision in *Re BGC (Australia) Pty Ltd and Fremantle Port Authority* WAICmr [2002] 23. An appeal was reported in last year's annual report as not yet heard by the Supreme Court. The status of that matter, *Re Thompson and Department of Agriculture* WAICmr [2002] 26 (SJA No. 1094 of 2002), is unchanged.

**TABLE 8: EXTERNAL REVIEW TARGETS AND OUTCOMES**

	TARGET	OUTCOME
Applications finalised	200	198
Satisfaction with review process	90%	86%
Average days to finalise matters	12	21
Cost per application	\$4,325	\$4,812

## ADVICE AND AWARENESS

The *Advice and Awareness* output is administered by the Executive Director by way of a formal delegation. Applicants and agencies are provided with assistance in exercising their respective rights and obligations and how to follow the correct processes for making or dealing with an application under the FOI Act. Policy development within agencies is encouraged so that the obligations placed on agencies by the FOI Act minimise the impact on their day-to-day operations. Many potential disputes are resolved informally with the assistance of my staff.

The output undertakes functions on my behalf, as follows:

- training courses for agency staff;
- targeted workshops/seminars;
- provision of assistance, briefings and advice to agencies on the processes required by the FOI Act;
- visits to country regions;
- visits to and meetings with agencies or applicants in order to assist in resolving difficulties being experienced in dealing with FOI requests;
- responding to enquiries and requests for comment from the media;
- briefings to community groups;
- production of articles providing advice and guidance on the workings of the FOI Act;
- distribution of brochures to assist applicants;
- answering enquiries by e-mail, telephone or at the counter;
- dealing with general correspondence;
- maintenance of statistical data and other information to assist me in reporting to Parliament; and
- executive support for me including matters relating to the management and funding of the office.

## TRAINING COURSES AND BRIEFINGS

The Office is proactive in raising the awareness and understanding of the procedures and processes prescribed by the FOI Act. Apart from requests received for training or assistance, needs in the public sector are identified from a survey of agencies. Due to staff turnover, there is a periodic need by agencies for new staff to be briefed on the FOI process and their obligations. This is done by conducting special forums, briefings, seminars, or presentations to FOI Coordinators and decision-makers. These are conducted on an interactive basis, allowing for immediate response to questions and clarification of issues concerning FOI procedures and practices. The office provides a speaker in response to an invitation from any organisation requiring an explanation of the FOI process.

In all courses and briefings for agencies an emphasis is placed on policy development to assist agencies to minimise the impact of FOI on the day to day responsibilities of agencies.

### FOI Coordinator Workshops

Workshops are scheduled based on the level of demand and are conducted by the office, at no charge to the agencies.

Four one-day FOI Coordinator workshops were held during the year in the metropolitan and regional areas. The course introduces participants to the FOI legislation and the requirements which must be observed during the processing and deciding of an application. Each session covers requests for information and the process to follow; exemptions; third party consultation; fees and charges; notices of decision and the role of the Information Commissioner. Participants have the opportunity to raise issues of concern and have the process explained to them in a practical way. Participants meet staff of this office who can be contacted should they require assistance when dealing with FOI requests. A comprehensive manual is provided to each participant at the course, for future reference.

The workshops were hosted at the premises of various State and local government agencies who have offered the use of a venue. Thanks to those agencies, this results in costs being kept to a minimum, not only to this office, but also to the agencies. Feedback from participants who attended the workshops is very positive.

### Decision-makers

The half-day decision-makers course assists staff in agencies, including senior managers who may have to be the decision-maker in respect of an application. It covers the options available to agencies when responding to large applications; assisting an applicant re-define the scope of the application; recommended procedures before refusing to deal with an application; the process of decision-making; exemptions; the public interest test; the preparation of a notice of decision that complies with the FOI Act; and the internal and external review processes. Attendees also establish contact with staff of my office who may be called for advice in the future, which is especially useful for those agencies which do not receive applications very often.

### FOI Briefings

General briefings are tailored in each case to meet the needs of applicants or agencies.

**TABLE 9: FORMAL TRAINING AND PRESENTATIONS**

DATE	AUDIENCE
07 July 2003	Ministers' Chiefs of Staff <i>Hosted by Department of the Premier and Cabinet</i>
14 July 2003	Retirees WA Carlisle
24 July 2003	FOI Coordinators Workshop <i>Hosted by Department of Sport and Recreation</i>
18 September 2003	Decision-Makers Forum <i>Hosted by Department of Treasury and Finance</i>
07 October 2003	FOI Coordinators Workshop <i>Hosted by Department of Housing and Works</i>
17 November 2003	FOI Briefing <i>Town of Claremont</i>
20 February 2004	FOI Briefing <i>Environmental Defender's Office Conference 2004</i>
25 February 2004	FOI Coordinators Workshop <i>Hosted by the Water Corporation</i>
11 March 2004	FOI Briefing <i>Department of Industry and Resources</i>
17 March 2004	FOI Briefing <i>Channel 7</i>
5 April 2004	FOI Briefing <i>Shire of Busselton</i>
6 April 2004	FOI Coordinators Workshop <i>Hosted by the Shire of Busselton</i>
5 May 2004	FOI Briefing <i>WorkCover</i>
19 May 2004	FOI Briefing <i>Department of Education Services</i>
22 June 2004	FOI Briefing <i>Department for Planning and Infrastructure</i>
23 June 2004	FOI Briefing <i>West Australian Newspapers - Cadets</i>

The FOI Coordinator’s Workshops included officers from: Department of Agriculture (1 officer); Shire of Albany (1 officer); Shire of Augusta/Margaret River (2 officers); Shire of Busselton (2 officers); City of Claremont (1 officer); Department of Consumer and Employment Protection (6 officers); Department of Culture and the Arts (3 officers); Shire of Dardanup (2 officers); Office of the Deputy Premier (2 officers); Shire of Donnybrook (1 officer); Edith Cowan University (1 officer); Department of Environment (1 officer); Department of Environmental Protection (1 officer); City of Gosnells (1 officer); Shire of Harvey (1 officer); Department of Housing and Works (2 officers); Department of Industry and Resources (2 officers); Shire of Kalamunda (2 officers); Department of Local Government and Regional Development (1 officer); Main Roads Western Australia (1 officer); Shire of Manjimup (2 officers); Office of the Minister for Community Development (1 officer); Office of the Minister for Planning and Infrastructure (1 officer); Office of the Minister for Environment and Heritage (1 officer); Peel/Rockingham/Kwinana Health Services (1 officer); Department for Planning and Infrastructure (2 officers); Department of the Premier and Cabinet (2 officers); South West Area Health Services (1 officer); Department of Sport and Recreation (2 officers); Tourism Commission (2 officers); Water Corporation (2 officers); WorkCover (2 officers); and WorkSafe (2 officers).

The Decision-Makers Forum included 15 officers from the Department of Treasury and Finance.

## WEB SITE AND ELECTRONIC COMMUNICATIONS

The office web site ([www.foi.wa.gov.au](http://www.foi.wa.gov.au)) contains an extensive amount of information about the FOI process. It is structured into sections including: *What is FOI?* which describes the objects of the FOI Act; *Publications* which contains the FOI Act and Regulations, brochures and articles giving guidance on the FOI process; *Frequently Asked Questions (FAQ’s)* which contains guides to some of the most frequently cited exemption clauses; *Need Help with FOI?*; *About the Information Commissioner*; and *Decisions* made.

The web site allows searches of published decisions to be conducted in a variety of ways, such as searching by agency or complainant name; by exemption clause or section of the FOI Act; by catchword, and many more. This is a valuable resource for agencies and members of the public to research the interpretation given to particular exemptions and sections of the FOI Act. Such ready access to precedents contributes to a higher level of understanding and application of the legislation by decision-makers.

There are also links to other related web sites. A section containing *What’s New/Training* contains the latest news and training information available. *Contact Us* provides address, telephone, facsimile and e-mail information.

Our web site has been praised for its user-friendly links and the amount of information readily available. There has been a steadily increasing number of user sessions, which illustrates a high level of interest in FOI generally; the process to follow in making an application; and in my published decisions. Any suggestions regarding the site or resources available online are welcome and appreciated: please send them to [info@foi.wa.gov.au](mailto:info@foi.wa.gov.au).

E-mail is utilised by the Office wherever possible. Data, such as annual statistics from agencies and responses from participants to surveys of satisfaction levels, is also obtained through this medium where possible or via forms which can be completed and submitted online via our website. A snapshot of the home page follows.

Office of the Information Commissioner  
Western Australia

**FREEDOM OF INFORMATION**

THE GOVERNMENT OF WESTERN AUSTRALIA

online WA  
WA Weather

**FOI (WA)**  
[What is FOI?](#)  
[Publications](#)  
[Need Help?](#)  
[Contact Us](#)  
[About the I.C.](#)  
[Decisions](#)  
[FOI & Related Links](#)  
[What's New?](#)  
[FAQ's](#)  
[State Records Office](#)  
[Privacy Statement](#)

[What is FOI?](#)

[Publications \(inc. FOI Act\)](#)

[Need Help with FOI?](#)

[Contact Us](#)

[About the Information Commissioner](#)

[Decisions](#)

[FOI & Related Links](#)

[What's New? / Training](#)

**News:** [Office Relocation Effective 14 June 2004](#)  
[Decisions D0092004 - D0112004 Added 18 June 2004](#)

**Privacy Statement**  
 Updated June 21, 2004  
 All contents Copyright © 2002. All rights reserved. [Disclaimer](#)



## DEALING WITH CERTAIN TYPES OF APPLICATIONS

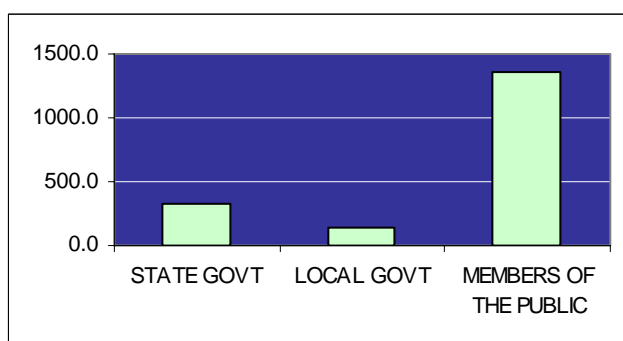
Cases referred to *Advice and Awareness* staff by me require the provision of assistance to either the complainant or the agency concerned, or both. In some cases advice is given about respective rights and obligations under the FOI Act. In others, preliminary enquiries are made to assist in continuing and finalising the application in accordance with the proper FOI process. The outcome of this practice is generally the successful resolution of the matter, and a reduction in the level of disputes or complaints at a later stage.

## TELEPHONE ENQUIRIES

There were 1,845 telephone calls received during the year (1,879 in 2002/03). Nearly 74% of telephone calls received (70% in 2002/03) were from members of the public seeking advice on how to make an application, or to enquire about or confirm their review rights. The balance were from officers of State and local government agencies seeking assistance in dealing with particular access applications or advice regarding other statutory obligations under the Act.

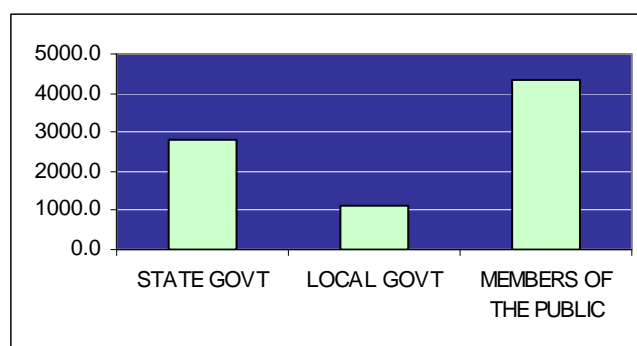
About 50% of the time expended on telephone calls was spent advising agencies of the FOI process and responding to their enquiries.

**FIGURE 5: TOTAL TELEPHONE CALLS**



State 335; local 141; public 1361

**FIGURE 6: TOTAL TIME**



Time spent in minutes: State 2810; local 1110; public 4335

**TABLE 10: ADVICE AND AWARENESS TARGETS AND OUTCOMES**

	TARGET	OUTCOME
Number of applications to agencies	7000	7823
Client satisfaction with services (a)	98%	100%
Timeliness of return phone calls	same day	same day
Response time to written enquiries	2 days	1-2 days
Cost per application to agencies (b)	\$54.28	\$56.57

- (a) *Ascertained by survey of all State and local government agencies. The results of annual surveys indicated a consistently high level of satisfaction with the advisory services provided by the office, so in order to reduce the burden on agencies the survey is conducted every 2 years. It will be conducted again in 2006.*
- (b) *This indicator shows the cost of Freedom of Information training, publications and advisory services provided by the office as an average across all applications received and dealt with by agencies.*

## ADMINISTRATION

The functions I am required to perform result in the development and delivery of a range of services to the public, agencies and Parliament:

- dispute resolution;
- advice about the FOI Act and procedures;
- copies of decisions made by the Information Commissioner;
- distribution of awareness raising and educational material;
- talks and information sessions for community groups;
- free call telephone line for country callers;
- web site at <http://www.foi.wa.gov.au>;
- telephone advisory service;
- FOI training sessions;
- specifically tailored meetings or advisory sessions for agencies;
- advice and assistance to Members of Parliament and their electorate office staff regarding the FOI process; and
- Annual Report on the workings of the legislation.

The Office has a Customer Service Charter and Code of Conduct, which all staff are required to observe. Copies are available on request.

Performance Standards have been established to ensure that all staff undertake their duties in a manner that is a credit to the professional and independent status of the Office.

### STAFF CHANGES

Other than the retirement of the former Commissioner on 31 October 2003 and my appointment, there were no changes to the staffing of the office. One officer was seconded to the Office of the Ombudsman for part of the year.

### SUPPORT SERVICES

Corporate service support, consisting of financial and human resources services including workplace safety, disability services, equal employment and language services when required, is provided by the Department of Justice under a service agreement. Due to the small size of the office, human resource reporting requirements are met by the Department. The assistance provided by relevant staff of the Department of Justice is acknowledged and appreciated.

### COMPLIANCE WITH OTHER ACTS

The office complies with all legislative requirements and associated reporting requirements, including the *Occupational Health Safety and Welfare Act 1984*. No health or safety issues arose for attention and there were no lost time incidents.

There was no expenditure incurred on advertising, market research polling, direct mail or media advertising activities during the year.

The office fully participated in a recycling arrangement with building management to recycle 100% of waste paper, cardboard, glass, plastics and aluminum.

This page has been left blank intentionally.


This page has been left blank intentionally.

# KEY PERFORMANCE INDICATORS


**OFFICE OF THE INFORMATION COMMISSIONER**

CERTIFICATION OF PERFORMANCE INDICATORS

I hereby certify that the performance indicators are based on proper records, are relevant and appropriate for assisting users to assess the performance of the Office of the Information Commissioner and fairly represent the performance of the Office of the Information Commissioner for the financial year ended 30 June 2004.



D A WOOKEY  
A/INFORMATION COMMISSIONER

 August 2004

## KEY PERFORMANCE INDICATORS 2002/2003

- **DESIRED OUTCOME:** Access to documents and observance of processes in accordance with the *Freedom of Information Act 1992* (the Act).
- **DESCRIPTION:** The Office of the Information Commissioner provides a freedom of information (FOI) complaint mechanism and advisory service which is independent, objective and fair, and which balances the competing needs of applicants, agencies and Parliament, subject to the requirements and processes prescribed in the Act. The Information Commissioner has a statutory duty to undertake these functions and the office accordingly has two outputs – Output 1: Resolution of Complaints and Output 2: Freedom of Information Advice and Awareness.

When dealing with disputes, the objective is to avoid being unduly legalistic or formal in the way proceedings are conducted, which is the intent of the legislation. When a resolution by way of conciliation between the parties cannot be achieved, the Information Commissioner is required to make a determination by publishing a written decision with reasons.

Advice and Awareness activities also emphasise the spirit of the legislation and, wherever possible, agencies are either encouraged to release information outside the FOI process or, where necessary, follow the correct processes for dealing with an application under the Act. Policy development within agencies is encouraged so that the obligations placed on agencies under the Act have minimal effect on their day-to-day operations. Many potential disputes are also resolved informally with assistance from the office.

Therefore, the performance indicators of the office reflect the satisfaction of parties who utilise the services of the office, show the extent to which conciliation is achieved and measure efficiency by relating workload to costs.

## EFFECTIVENESS

		2000	2001	2002	2003	2004
Satisfaction of parties with the external review process	<b>Target</b>	88%	87%	90%	90%	90%
	<b>Outcome</b>	86%	92%	86%	85%	86%

The indicator shows the level of satisfaction with the review process, including the professionalism of our staff; the extent to which feedback was provided as matters proceeded; and the extent to which parties were given the opportunity to have input. The survey seeks the participant's views on whether there was an independent, objective and fair hearing with an emphasis on user-friendly processes which met their needs. A survey of all 172 participants in the external review process was administered immediately following finalisation of each review and 134 (78%) responded by returning a completed questionnaire. This represents a standard error of 3.98% at the 95% confidence level.

		2000	2001	2002	2003	2004
Satisfaction of agencies with advice and guidance provided	<b>Target</b>	98%	98%	98%	(a)	98%
	<b>Outcome</b>	98%	(a)	98.5%	(a)	100%

(a) Survey is now conducted every 2 years

There is a range of advisory services encompassing publications, advice on request, internet-based services, briefings and workshops and formal presentations to agencies. Initially, surveys of agencies were undertaken annually. The results indicated a consistently high level of satisfaction, so in order to reduce the burden on agencies the survey is now conducted biennially. The survey was sent to 284 agencies and 170 (60%) responded. This represents a standard error of 4.76% at the 95% confidence level.

## KEY PERFORMANCE INDICATORS *continued*

		2000	2001	2002	2003	2004
The extent to which applications for external review were resolved by conciliation	<b>Target</b>	70%	70%	70%	70%	70%
	<b>Outcome</b>	70%	61%	60%	61.5%	71.7%

Conciliation is the preferred method of dispute resolution where possible, provided undue delay does not occur. This indicator shows the extent to which a conciliated outcome is achieved. The measure shows the percentage of cases where a complainant and other involved parties are satisfied with the conciliated result, and thus do not require a formal determination to be prepared and published by the Information Commissioner. A conciliated outcome has the benefit of avoiding an unduly legalistic approach and minimises the number of published decisions, thus minimising costs. The variation in the conciliation rate from year to year reflects fluctuations in the complexity of complaints and the extent to which parties choose to seek a published determination.

## EFFICIENCY

### *Output 1: Resolution of Complaints*

		2000	2001	2002	2003	2004
Average cost of external reviews finalised	<b>Budget</b>	\$5044	\$3552	\$4779	\$4642	\$4325
	<b>Actual</b>	\$3380	\$5321	\$4206	\$4645	\$4812

This reflects the costs incurred in resolving complaints, which is reported in more detail in the annual report and in the WA Government annual budget statements for the Consolidated Fund. The variation in the actual and budget average cost is due primarily to fluctuations in the number of applications for external review received in particular financial years.

### *Output 2: Advice and Awareness Services*

		2000	2001	2002	2003	2004
Average cost of advice and awareness per application lodged	<b>Budget</b>	\$86	\$75	\$60	\$58	\$54
	<b>Actual</b>	\$71	\$68	\$56	\$57	\$57

This indicator shows the cost of Freedom of Information training, publications and advisory services provided by the office as an average across all applications received and dealt with by agencies. Further detail about these activities is provided in the annual report and the published Budget Statements.





AUDITOR GENERAL

INDEPENDENT AUDIT OPINION

To the Parliament of Western Australia

OFFICE OF THE INFORMATION COMMISSIONER  
PERFORMANCE INDICATORS FOR THE YEAR ENDED JUNE 30, 2004

**Audit Opinion**

In my opinion, the key effectiveness and efficiency performance indicators of the Office of the Information Commissioner are relevant and appropriate to help users assess the Office's performance and fairly represent the indicated performance for the year ended June 30, 2004.

**Scope**

*The Information Commissioner's Role*

The Information Commissioner is responsible for developing and maintaining proper records and systems for preparing performance indicators.

The performance indicators consist of key indicators of effectiveness and efficiency.

*Summary of my Role*

As required by the Financial Administration and Audit Act 1985, I have independently audited the performance indicators to express an opinion on them. This was done by looking at a sample of the evidence.

An audit does not guarantee that every amount and disclosure in the performance indicators is error free, nor does it examine all evidence and every transaction. However, my audit procedures should identify errors or omissions significant enough to adversely affect the decisions of users of the performance indicators.

A handwritten signature in black ink, appearing to read 'D D R Pearson'.

D D R PEARSON  
AUDITOR GENERAL  
September 28, 2004

This page has been left blank intentionally.


# FINANCIAL STATEMENTS

OFFICE OF THE INFORMATION COMMISSIONER

CERTIFICATION OF FINANCIAL STATEMENTS  
FOR THE YEAR ENDED 30 JUNE 2004


The accompanying financial statements of the Office of the Information Commissioner have been prepared in compliance with the provisions of the Financial Administration and Audit Act 1985 from proper accounts and records to present fairly the financial transactions for the financial year ending 30 June 2004, and the financial position as at 30 June 2004.

At the date of signing we are not aware of any circumstances which would render the particulars included in the financial statements misleading or inaccurate.



Peter Robinson  
A/DIRECTOR FINANCIAL MANAGEMENT  
Principal Accounting Officer

Date: // August 2004



Darryl Anne Wookey  
A/INFORMATION COMMISSIONER  
Accountable Officer

Date: // August 2004



## AUDITOR GENERAL

## INDEPENDENT AUDIT OPINION

To the Parliament of Western Australia

OFFICE OF THE INFORMATION COMMISSIONER  
FINANCIAL STATEMENTS FOR THE YEAR ENDED JUNE 30, 2004**Audit Opinion**

In my opinion,

- (i) the controls exercised by the Office of the Information Commissioner provide reasonable assurance that the receipt and expenditure of moneys, the acquisition and disposal of property, and the incurring of liabilities have been in accordance with legislative provisions; and
- (ii) the financial statements are based on proper accounts and present fairly in accordance with applicable Accounting Standards and other mandatory professional reporting requirements in Australia and the Treasurer's Instructions, the financial position of the Office at June 30, 2004 and its financial performance and cash flows for the year ended on that date.

**Scope***The Information Commissioner's Role*

The Information Commissioner is responsible for keeping proper accounts and maintaining adequate systems of internal control, preparing the financial statements, and complying with the Financial Administration and Audit Act 1985 (the Act) and other relevant written law.

The financial statements consist of the Statement of Financial Performance, Statement of Financial Position, Statement of Cash Flows, Output Schedule of Expenses and Revenues, Summary of Consolidated Fund Appropriations and Revenue Estimates, and the Notes to the Financial Statements.

*Summary of my Role*

As required by the Act, I have independently audited the accounts and financial statements to express an opinion on the controls and financial statements. This was done by looking at a sample of the evidence.

An audit does not guarantee that every amount and disclosure in the financial statements is error free. The term "reasonable assurance" recognises that an audit does not examine all evidence and every transaction. However, my audit procedures should identify errors or omissions significant enough to adversely affect the decisions of users of the financial statements.

D D R PEARSON  
AUDITOR GENERAL  
September 28, 2004

OFFICE OF THE INFORMATION COMMISSIONER  
**Statement of Financial Performance**  
*for the year ended 30 June 2004*

	Note	2004 \$	2003 \$
<b>COST OF SERVICES</b>			
<b>Expenses from ordinary activities</b>			
Employee expenses	4	990,180	1,003,716
Supplies and services	5	127,796	119,482
Depreciation expense	6	31,372	27,529
Accommodation expenses	7	127,306	84,126
Other expenses from ordinary activities	8	<u>118,621</u>	<u>72,205</u>
<b>Total cost of services</b>		<u>1,395,275</u>	<u>1,307,058</u>
<b>Revenues from ordinary activities</b>			
Proceeds from disposal of non-current assets		-	1,818
Other revenues from ordinary activities	9	<u>13,547</u>	<u>5,362</u>
<b>Total revenues from ordinary activities</b>		<u>13,547</u>	<u>7,180</u>
<b>NET COST OF SERVICES</b>		<u>1,381,728</u>	<u>1,299,878</u>
<b>REVENUES FROM STATE GOVERNMENT</b>			
	11		
Output Appropriation		1,156,000	1,196,000
Liabilities assumed by the Treasurer		5,964	63,546
Resources received free of charge		<u>42,193</u>	<u>45,637</u>
<b>Total revenues from State Government</b>		<u>1,204,157</u>	<u>1,305,183</u>
<b>Change in net assets resulting from operations</b>		<u>(177,571)</u>	<u>5,305</u>
<b>TOTAL CHANGES IN EQUITY OTHER THAN THOSE RESULTING FROM TRANSACTIONS WITH WA STATE GOVERNMENT AS OWNERS</b>			
		<u>(177,571)</u>	<u>5,305</u>

The Statement of Financial Performance should be read in conjunction with the accompanying notes.

OFFICE OF THE INFORMATION COMMISSIONER  
**Statement of Financial Position**

as at 30 June 2004

	Note	2004 \$	2003 \$
<b>Current Assets</b>			
Cash assets	21(a)	27,396	105,451
Restricted cash assets	12	34,127	13,633
Receivables	13	7,697	6,192
Amounts receivable for outputs	14	30,000	25,000
Other assets	15	<u>2,381</u>	<u>14,786</u>
<b>Total Current Assets</b>		<u>101,601</u>	<u>165,062</u>
<b>Non-Current Assets</b>			
Restricted cash assets	12	-	29,214
Amounts receivable for outputs	14	8,000	13,000
Equipment	16	<u>31,332</u>	<u>28,572</u>
<b>Total Non-Current Assets</b>		<u>39,332</u>	<u>70,786</u>
<b>TOTAL ASSETS</b>		<u>140,933</u>	<u>235,848</u>
<b>Current Liabilities</b>			
Payables	17	47,858	11,219
Provisions	18	122,850	102,396
Other liabilities	19	<u>29,801</u>	<u>23,627</u>
<b>Total Current Liabilities</b>		<u>200,509</u>	<u>137,242</u>
<b>Non-Current Liabilities</b>			
Provisions	18	<u>99,704</u>	<u>80,315</u>
<b>Total Non-Current Liabilities</b>		<u>99,704</u>	<u>80,315</u>
<b>Total Liabilities</b>		<u>300,213</u>	<u>217,557</u>
<b>Equity</b>			
Contributed equity	20	25,000	25,000
Accumulated surplus / (deficiency)		<u>(184,280)</u>	<u>(6,709)</u>
<b>Total Equity</b>		<u>(159,280)</u>	<u>18,291</u>
<b>TOTAL LIABILITIES AND EQUITY</b>		<u>140,933</u>	<u>235,848</u>

The Statement of Financial Position should be read in conjunction with the accompanying notes.

OFFICE OF THE INFORMATION COMMISSIONER

**Statement of Cash Flows**

for the year ended 30 June 2004

	Note	2004 \$	2003 \$
<b>CASH FLOWS FROM STATE GOVERNMENT</b>			
Output appropriations		1,131,000	1,168,000
Capital contributions		-	-
Holding account drawdowns		25,000	25,000
<b>Net cash provided by State Government</b>		<u>1,156,000</u>	<u>1,193,000</u>
<b>Utilised as follows:</b>			
<b>CASH FLOWS FROM OPERATING ACTIVITIES</b>			
<b>Payments</b>			
Employee Costs		(828,828)	(818,415)
Supplies and Services		(390,632)	(354,866)
GST payments		(34,161)	(28,461)
<b>Receipts</b>			
Receipts from services		14,762	13,980
GST receipts		31,441	29,399
<b>Net cash provided by/(used in) operating activities</b>	21(b)	<u>(1,207,418)</u>	<u>(1,158,363)</u>
<b>CASH FLOWS FROM INVESTING ACTIVITIES</b>			
Proceeds from sale of non-current physical assets		-	1,818
Purchase of non-current physical assets		(35,357)	(20,664)
<b>Net cash provided by/(used in) investing activities</b>		<u>(35,357)</u>	<u>(18,846)</u>
<b>Net increase/(decrease) in cash held</b>		(86,775)	15,791
Cash assets at the beginning of the financial year		<u>148,298</u>	<u>132,507</u>
<b>CASH ASSETS AT THE END OF THE FINANCIAL YEAR</b>	21(a)	<u>61,523</u>	<u>148,298</u>

The Statement of Cash Flows should be read in conjunction with the accompanying notes.



OFFICE OF THE INFORMATION COMMISSIONER  
**Output Schedule of Expenses and Revenues**

for the year ended 30 June 2004

	Complaint Resolution		Advice & Awareness		TOTAL	
	2004	2003	2004	2003	2004	2003
	\$	\$	\$	\$	\$	\$
<b>COST OF SERVICES</b>						
<b>Expenses from ordinary activities</b>						
Employee expenses	674,528	723,019	315,652	280,697	990,180	1,003,716
Supplies and services	89,759	83,957	38,037	35,525	127,796	119,482
Depreciation expense	22,902	20,096	8,470	7,433	31,372	27,529
Accommodation expenses	87,144	56,821	40,162	27,305	127,306	84,126
Other expenses from ordinary activities	78,382	45,255	40,239	26,950	118,621	72,205
<b>Total cost of services</b>	<u>952,715</u>	<u>929,148</u>	<u>442,560</u>	<u>377,910</u>	<u>1,395,275</u>	<u>1,307,058</u>
<b>Revenues from ordinary activities</b>						
Proceeds from disposal of non-current assets	-	1,818	-	-	-	1,818
Other revenues from ordinary activities	13,547	5,362	-	-	13,547	5,362
<b>Total revenues from ordinary activities</b>	<u>13,547</u>	<u>7,180</u>	<u>-</u>	<u>-</u>	<u>13,547</u>	<u>7,180</u>
<b>NET COST OF SERVICES</b>	<u>939,168</u>	<u>921,968</u>	<u>442,560</u>	<u>377,910</u>	<u>1,381,728</u>	<u>1,299,878</u>
<b>REVENUES FROM STATE GOVERNMENT</b>						
Output appropriations	809,200	837,200	346,800	358,800	1,156,000	1,196,000
Liabilities assumed by the Treasurer	4,354	46,389	1,610	17,157	5,964	63,546
Resources received free of charge	30,801	33,315	11,392	12,322	42,193	45,637
<b>Total revenues from State Government</b>	<u>844,355</u>	<u>916,904</u>	<u>359,802</u>	<u>388,279</u>	<u>1,204,157</u>	<u>1,305,183</u>
<b>Change in Net Assets resulting from operations</b>	<u>(94,813)</u>	<u>(5,064)</u>	<u>(82,758)</u>	<u>10,369</u>	<u>(177,571)</u>	<u>5,305</u>
<b>TOTAL CHANGES IN EQUITY OTHER THAN THOSE RESULTING FROM TRANSACTIONS WITH WA STATE GOVERNMENT AS OWNERS</b>	<u>(94,813)</u>	<u>(5,064)</u>	<u>(82,758)</u>	<u>10,369</u>	<u>(177,571)</u>	<u>5,305</u>

The Output Schedule of Expenses and Revenues should be read in conjunction with the accompanying notes.

OFFICE OF THE INFORMATION COMMISSIONER  
**Summary of Consolidated Fund Appropriations and Revenue Estimates**  
*for the year ended 30 June 2004*

	2004 Estimate \$	2004 Actual \$	Variance \$	2004 Actual \$	2003 Actual \$	Variance \$
<b>PURCHASE OF OUTPUTS</b>						
Item 66 Net amount appropriated to purchase outputs	994,000	994,000	-	994,000	1,031,000	(37,000)
Amount Authorised by Other Statutes						
• Freedom of Information Act 1992	151,000	162,000	11,000	162,000	165,000	(3,000)
<b>Total appropriations provided to purchase outputs</b>	<b>1,145,000</b>	<b>1,156,000</b>	<b>11,000</b>	<b>1,156,000</b>	<b>1,196,000</b>	<b>(40,000)</b>
<b>CAPITAL</b>						
Capital Contribution	-	-	-	-	-	-
<b>GRAND TOTAL OF APPROPRIATIONS</b>	<b>1,145,000</b>	<b>1,156,000</b>	<b>11,000</b>	<b>1,156,000</b>	<b>1,196,000</b>	<b>(40,000)</b>
<b>Details of Expenses by Outputs</b>						
Review and Complaint Resolution	865,000	952,715	87,715	952,715	929,148	23,567
Advice and Awareness	380,000	442,560	62,560	442,560	377,910	64,650
Total Cost of Outputs	1,245,000	1,395,275	150,275	1,395,275	1,307,058	88,217
Less total revenues from ordinary activities	(59,000)	(13,547)	45,453	(13,547)	(7,180)	(6,367)
Net Cost of Outputs	1,186,000	1,381,728	195,728	1,381,728	1,299,878	81,850
Adjustment (1)	(41,000)	(225,728)	(184,728)	(225,728)	(103,878)	(121,850)
<b>Total appropriations provided to purchase outputs</b>	<b>1,145,000</b>	<b>1,156,000</b>	<b>11,000</b>	<b>1,156,000</b>	<b>1,196,000</b>	<b>(40,000)</b>
<b>Capital Expenditure</b>						
Purchase of non-current physical assets	25,000	35,357	10,357	35,357	20,664	14,693
Adjustments for other funding sources	(25,000)	(35,357)	(10,357)	(35,357)	(20,664)	(14,693)
<b>Capital Contribution (appropriation)</b>	<b>-</b>	<b>-</b>	<b>-</b>	<b>-</b>	<b>-</b>	<b>-</b>

(1) Adjustments are related to movements in cash balances and other accrual items such as receivables, payables and superannuation .

*The Summary of Consolidated Fund Appropriations and Revenue Estimates is to be prepared on an accruals basis.*  
 The Summary of Consolidated Fund Appropriations, Variance to Budget and Actual should be read in conjunction with the accompanying notes.  
 This Summary provides the basis for the Explanatory Statement information requirements of TI 945, set out in Note 25.

## OFFICE OF THE INFORMATION COMMISSIONER

**Notes to the Financial Statements***for the year ended 30 June 2004***1 Office of the Information Commissioner mission and funding**

The mission of the Office of the Information Commissioner (the "Office" for the purpose of these notes) is stated as follows:

To promote public understanding and confidence in the decision making process of government agencies through access to relevant information.

The Office is funded by Parliamentary appropriations. It does not provide services on a fee-for-service basis. The financial statements encompass all funds through which the Office controls resources to carry on its functions.

**2 Significant accounting policies**

The following accounting policies have been adopted in the preparation of the financial statements. Unless otherwise stated these policies are consistent with those adopted in the previous year.

General Statement

The financial statements constitute a general purpose financial report which has been prepared in accordance with Accounting Standards, Statements of Accounting Concepts and other authoritative pronouncements of the Australian Accounting Standards Board and Urgent Issues Group (UIG) Consensus Views as applied by the Treasurer's Instructions. Several of these are modified by the Treasurer's Instructions to vary the application, disclosure, format and wording. The Financial Administration and Audit Act and the Treasurer's Instructions are legislative provisions governing the preparation of financial statements and take precedence over Accounting Standards, Statements of Accounting Concepts and other authoritative pronouncements of the Australian Accounting Standards Board and UIG Consensus Views. The modifications are intended to fulfil the requirements of general application to the public sector, together with the need for greater disclosure and also satisfy accountability requirements.

If any such modification has a material or significant financial effect upon the reported results, details of that modification and, where practicable, the resulting financial effect, are disclosed in individual notes to these financial statements.

Basis of accounting

The financial statements have been prepared in accordance with Accounting Standard AAS29.

The statements have been prepared on the accrual basis of accounting using the historical cost convention, except for certain assets and liabilities which, as noted, are measured at fair value.

**(a) Output Appropriations**

Output Appropriations are recognised as revenues in the period in which the Office gains control of the appropriated funds. The Office gains control of appropriated funds at the time those funds are deposited into the Office's bank account or credited to the holding account held at the Department of Treasury and Finance. *Refer to Note 11 for further commentary on output appropriations.*

**(b) Contributed Equity**

Under UIG 38 "Contributions by Owners Made to Wholly-Owned Public Sector Entities" transfers in the nature of equity contributions must be designated by the Government (owners) as contributions by owners (at the time of, or prior to transfer) before such transfers can be recognised as equity contributions in the financial statements. Capital contributions (appropriations) have been designated as contributions by owners and have been credited directly to Contributed Equity in the Statement of Financial Position.

OFFICE OF THE INFORMATION COMMISSIONER

**Notes to the Financial Statements**

for the year ended 30 June 2004

**(c) Net Appropriation Determination**

Pursuant to section 23A of the Financial Administration and Audit Act, the net appropriation determination by the Treasurer provides for retention of the following moneys received by the Office:

- Executive Vehicle Scheme;
- Other receipts.

In accordance with the determination, the Office retained \$13,547 in 2004 (\$7,180 in 2003)

Revenues from Ordinary Activities may only be applied to the outputs specified in the 2003-2004 Budget Statements.

**(d) Revenue Recognition**

Revenue from the sale of goods and disposal of other assets and the rendering of services, is recognised when the Office has passed control of the goods or other assets or delivery of the service to the customer.

**(e) Acquisitions of Assets**

The cost method of accounting is used for all acquisitions of assets. Cost is measured as the fair value of the assets given up or liabilities undertaken at the date of acquisition plus incidental costs directly attributable to the acquisition.

Assets acquired at no cost or for nominal consideration, are initially recognised at their fair value at the date of acquisition.

**(f) Depreciation of Non-Current Assets**

All non-current assets having a limited useful life are systematically depreciated over their useful lives in a manner which reflects the consumption of their future economic benefits.

The policy is to depreciate such assets if their purchase cost is \$1,000 or more. Amounts with a lower value are expensed.

Depreciation is calculated on the straight line basis, using rates which are reviewed annually. Expected useful lives for each class of depreciable asset are:

Furniture - wood	10 years
Furniture - metal	15 years
Office equipment	2-5 years
Computer hardware	2 years
Computer software	2 years

Motor vehicles are not depreciated as they are leased via operating lease arrangements.

**(g) Leases**

The Office has entered into operating lease arrangements for buildings and motor vehicles. The lessors effectively retain all of the risks and benefits incidental to ownership of the items held under the operating leases. Equal instalments of the lease payments are charged to the Statement of Financial Performance over the lease term as this is representative of the pattern of benefits to be derived from the leased property.

## OFFICE OF THE INFORMATION COMMISSIONER

**Notes to the Financial Statements***for the year ended 30 June 2004***(h) Cash**

For the purpose of the Statement of Cash Flows, cash includes cash assets and restricted cash assets.

**(i) Accrued salaries**

The accrued salaries suspense account (refer note 12) consists of amounts paid annually into a suspense account over a period of 10 financial years to largely meet the additional cash outflow in each eleventh year when 27 pay days occur in that year instead of the normal 26. No interest is received on this account.

Accrued salaries (refer note 19) represent the amount due to staff but unpaid at the end of the financial year, as the end of the last pay period for that financial year does not coincide with the end of the financial year. Accrued salaries are settled within a few days of the financial year end. The Office considers the carrying amount of accrued salaries to be equivalent to the net fair value.

**(j) Payables**

Payables, including accruals not yet billed, are recognised when the Office becomes obliged to make future payments as a result of a purchase of assets or services. Payables are generally settled within 30 days.

**(k) Employee benefits****Annual leave**

This benefit is recognised at the reporting date in respect to employees' services up to that date and is measured at the nominal amounts expected to be paid when the liabilities are settled.

**Long service leave**

Leave benefits are calculated at remuneration rates expected to be paid when the liabilities are settled. A liability for long service leave is recognised after an employee has completed four years of service. An actuarial assessment of long service leave undertaken by Price Waterhouse Coopers in 2003 determined that the liability measured using the short hand method was not materially different from the liability measured using the present value of expected future payments.

This method of measurement of the liability is consistent with the requirements of Accounting Standard AASB 1028 "Employee Benefits".

**Superannuation**

Staff may contribute to the Pension Scheme, a defined benefits pension scheme now closed to new members, or to the Gold State Superannuation Scheme, a defined benefit lump sum scheme now also closed to new members. All staff who do not contribute to either of these schemes become non-contributory members of the West State Superannuation Scheme, an accumulation fund complying with the Commonwealth Government's Superannuation Guarantee (Administration) Act 1992. All of these schemes are administered by the Government Employees Superannuation Board (GESB).

The superannuation expense is comprised of the following elements:

- (i) change in the unfunded employer's liability in respect of current employees who are members of the Pension Scheme and current employees who accrued a benefit on transfer from that Scheme to the Gold State Superannuation Scheme; and

OFFICE OF THE INFORMATION COMMISSIONER

**Notes to the Financial Statements**

for the year ended 30 June 2004

- (ii) employer contributions paid to the Gold State Superannuation Scheme and West State Superannuation Scheme.

The superannuation expense does not include payment of pensions to retirees as this does not constitute part of the cost of services provided by the Office in the current year.

A revenue "Liabilities assumed by the Treasurer" equivalent to (i) is recognised under Revenues from State Government in the Statement of Financial Performance as the unfunded liability is assumed by the Treasurer. The GESB makes the benefit payments and is recouped by the Treasurer.

The Office is funded for employer contributions in respect of the Gold State Superannuation Scheme and the West State Superannuation Scheme. These contributions were paid to the GESB during the year. The GESB subsequently paid the employer contributions in respect of the Gold State Superannuation Scheme to the Consolidated Fund.

**(l) Resources received free of charge or for nominal value**

Resources received free of charge or for nominal value which can be reliably measured are recognised as revenues and as assets or expenses as appropriate at fair value.

**(m) Comparative figures**

Comparative figures are, where appropriate, reclassified so as to be comparable with the figures presented in the current financial year.

**(n) Rounding of amounts**

Amounts in the financial statements have been rounded to the nearest dollar.

**3 Outputs of the Office**

Information about the Office's outputs and the expenses and revenues which are reliably attributable to those outputs is set out in the Output Schedule.

The two key outputs of the Office:

**Output 1: Resolution of complaints**

Provides an independent review and complaint resolution process which resolves cases in a timely manner and balances the competing needs and expectations of applicants, agencies and Parliament within legislative requirements prescribed by the Freedom of Information Act 1992.

**Output 2: Freedom of information advice and awareness**

Provide objective advice and information to members of the public and staff of agencies to assist in the proper lodgement and processing of applications under the Freedom of Information Act 1992. Propose initiatives to enhance administrative efficiency in agencies when dealing with applications received.

The Department of Justice provides overall corporate support in human resources and financial services (refer to note 11 for details of charge).

## OFFICE OF THE INFORMATION COMMISSIONER

**Notes to the Financial Statements**

for the year ended 30 June 2004

**4 Employee expenses**

Salaries and wages	742,654	753,699
Annual and long service leave	132,191	94,492
Superannuation	83,463	131,392
Other related expenses (I)	31,872	24,133
	<u>990,180</u>	<u>1,003,716</u>

(I) These employee expenses include superannuation, workers compensation premiums and other employment on-costs associated with the recognition of annual and long service leave liability. The related on-costs liability is included in Employee Benefit Liabilities at Note 18.

**5 Supplies and Services**

Goods and supplies	28,740	30,278
Services and contracts	56,863	43,567
Resources received free of charge (note 11)	42,193	45,637
	<u>127,796</u>	<u>119,482</u>

**6 Depreciation expense**

Equipment	<u>31,372</u>	<u>27,529</u>
-----------	---------------	---------------

**7 Accommodation expenses**

Building rental operating lease expense	<u>127,306</u>	<u>84,126</u>
---	----------------	---------------

**8 Other expenses from ordinary activities**

Equipment and vehicles operating lease expense	26,715	23,894
Communication expenses	13,490	13,262
Insurance	14,577	12,681
Printing and binding	3,088	1,687
Buildings, equipment and vehicles repairs and maintenance	42,768	3,115
Electricity and water	7,422	4,856
Other expenses	10,561	12,710
	<u>118,621</u>	<u>72,205</u>

**9 Other revenues from ordinary activities**

Contributions to motor vehicles scheme	4,316	4,258
Recoup of salaries and wages	-	-
Other revenue	9,231	1,104
	<u>13,547</u>	<u>5,362</u>

OFFICE OF THE INFORMATION COMMISSIONER  
**Notes to the Financial Statements**  
 for the year ended 30 June 2004

	2004 \$	2003 \$
<b>10 Net gain on disposal of non-current assets</b>		
<u>Gain on Disposal of Non-Current Assets</u>		
Equipment	-	1,818
<u>Loss on Disposal of Non-Current Assets</u>		
Equipment	(1,225)	-
Net gain / (loss) on Disposal	<u>(1,225)</u>	<u>1,818</u>
<b>11 Revenues from State Government</b>		
Appropriation revenue received during the year:		
Output appropriations (I)	<u>1,156,000</u>	<u>1,196,000</u>
	1,156,000	1,196,000
The following liabilities have been assumed by the Treasurer during the financial year:		
- Superannuation (II)	<u>5,964</u>	<u>63,546</u>
	5,964	63,546
Resources received free of charge (III)		
Determined on the basis of the following estimates provided by agencies:		
Office of the Auditor General		
- audit services (IV)	-	14,500
Department of Justice		
- corporate services	40,172	29,799
Department of Housing and Works (Commercial Property Branch)		
- property management services (notional management fee based on lease payments)	<u>2,021</u>	<u>1,338</u>
	42,193	45,637
	<u>1,204,157</u>	<u>1,305,183</u>

(I) Output appropriations are accrual amounts reflecting the full cost of outputs delivered. The appropriation revenue comprises a cash component and a receivable (asset). The receivable (holding account) comprises the depreciation expense for the year and any agreed increase in leave liability during the year.

(II) The assumption of the superannuation liability by the Treasurer is only a notional revenue to offset the notional superannuation expense reported in respect of current employees who are members of the pension scheme and current employees who have a transfer benefit entitlement under the Gold State scheme.

(III) Where assets or services have been received free of charge or for nominal consideration, the Office recognises revenues (except where the contributions of assets or services are in the nature of contributions by owners in which case the Office shall make a direct adjustment of equity) equivalent to the fair value of the assets and/or the fair value of those services that can be reliably determined and which would have been purchased if not donated, and those fair values shall be recognised as assets or expenses, as applicable.

(IV) Refer to note 28.



## OFFICE OF THE INFORMATION COMMISSIONER

**Notes to the Financial Statements**

for the year ended 30 June 2004

	2004 \$	2003 \$
<b>12 Restricted cash assets</b>		
Current		
Capital contributions remaining at year end (I)	4,913	13,633
Accrued salaries suspense account (II)	29,214	
	34,127	13,633
Non-current		
Accrued salaries suspense account (II)	-	29,214
	-	29,214
(I) Cash held in this account is only to be used for the purchase of computer and office equipment.		
(II) Amount held in the suspense account is only to be used for the purpose of meeting the 27th pay in a financial year that occurs every 11 years.		
<b>13 Receivables</b>		
Debtors	-	1,215
GST receivable	7,697	4,977
	7,697	6,192
<b>14 Amounts receivable for outputs</b>		
Current	30,000	25,000
Non-Current	8,000	13,000
	38,000	38,000
This asset represents the non-cash component of output appropriations. It is restricted in that it can only be used for asset replacement or payment of leave liability.		
<b>15 Other assets</b>		
Prepayments	2,381	14,786
<b>16 Equipment</b>		
Office equipment and computers		
At cost	170,835	170,188
Accumulated depreciation	(139,503)	(141,616)
	31,332	28,572
<u>Reconciliation</u>		
A reconciliation of the carrying amount of Office equipment and computers at the beginning and end of the current financial year is set out below.		
Carrying amount at start of year	28,572	35,437
Additions	35,357	20,664
Cost of Disposals	(1,225)	-
Depreciation	(31,372)	(27,529)
Carrying amount at end of year	31,332	28,572

OFFICE OF THE INFORMATION COMMISSIONER

Notes to the Financial Statements

for the year ended 30 June 2004

	2004 \$	2003 \$
<b>17 Payables</b>		
Trade and other creditors	47,858	11,219
<b>18 Provisions</b>		
Current		
Annual leave	27,820	25,846
Long service leave	95,030	76,550
	<u>122,850</u>	<u>102,396</u>
Non-current		
Long service leave	99,704	80,315
	<u>99,704</u>	<u>80,315</u>
<u>Employee Benefit Liabilities</u>		
The aggregate employee entitlement liability recognised and included in the financial statements is as follows:		
Provision for employee benefits		
Current	122,850	102,396
Non-current	99,704	80,315
	<u>222,554</u>	<u>182,711</u>
<b>19 Other liabilities</b>		
Current		
Accrued Salaries		
Amounts owing for the 9 working days from 18 June to 30 June 2004. (2003, 7 working days)	29,701	23,527
Advances		
Amount owing to the Department of Justice	100	100
	<u>29,801</u>	<u>23,627</u>
<b>20 Equity</b>		
Liabilities exceed assets for the Office and there is therefore no residual interest in the assets of the Office. This deficiency arose through expenses such as depreciation and accrual of employee entitlements for leave not involving the payment of cash in the current period being recognised in the Statement of Financial Performance.		
Contributed equity		
Opening balance	25,000	25,000
Capital contributions (I)	-	-
Closing balance	<u>25,000</u>	<u>25,000</u>
(I) Capital Contributions have been designated as contributions by owners and are credited straight to equity in the Statement of Financial Position.		
Accumulated surplus / (deficiency)		
Opening balance	(6,709)	(12,014)
Change in net assets	(177,571)	5,305
Closing balance	<u>(184,280)</u>	<u>(6,709)</u>

## OFFICE OF THE INFORMATION COMMISSIONER

**Notes to the Financial Statements**

for the year ended 30 June 2004

	2004	2003
	\$	\$

**21 Notes to the Statement of Cash Flows****(a) Reconciliation of cash**

Cash at the end of the financial year as shown in the Statement of Cash Flows is reconciled to the related items in the Statement of Financial Position as follows:

Cash assets	27,396	105,451
Restricted cash assets (refer note 12)	34,127	42,847
	<u>61,523</u>	<u>148,298</u>

**(b) Reconciliation of net cost of services to net cash flows provided by/ (used in) operating activities**

Net cost of services	(1,381,728)	(1,299,878)
Non-cash items:		
Depreciation expense	31,372	27,529
Superannuation expense	5,964	63,546
Resources received free of charge	42,193	45,637
Net (gain) / loss on sale of equipment	1,225	(1,818)
(Increase)/decrease in assets:		
Receivables	1,215	8,618
Other current assets	12,405	(482)
Increase/(decrease) in liabilities:		
Current payables	42,813	(32,229)
Current provisions	20,454	23,691
Other current liabilities	-	(556)
Non-current provisions	19,389	6,641
Change in GST receivables/payables	(2,720)	938
Net cash provided by/(used in) operating activities	<u>(1,207,418)</u>	<u>(1,158,363)</u>

**22 Commitments for expenditure**

## Lease commitments

Commitments in relation to leases contracted for at the reporting date but not recognised as liabilities are payable:

Within 1 year	128,880	37,539
Later than 1 year and not later than 5 years	257,283	6,391
Later than 5 years	-	-
	<u>386,163</u>	<u>43,930</u>

**23 The Impact of Adopting International Accounting Standards**

The transition to Australian equivalents to International Accounting Standards is being managed by the Department of Justice on behalf of the Office as part of its corporate financial support function. Justice Finance staff are keeping abreast of changes through the review of available information, such as publications on the CPA Australia and Department of Treasury and Finance websites and by attending relevant workshops. Staff within the Office will be briefed on any IAS issue that affects the Office.

OFFICE OF THE INFORMATION COMMISSIONER

**Notes to the Financial Statements**

for the year ended 30 June 2004

The adoption of Australian equivalents to International Accounting Standards is expected to have minimal impact on future financial reporting requirements of the Office.

The application of IAS 36 (Impairment of Assets) requires an annual assessment be carried out for impairment. Office equipment will be assessed for impairment on a regular basis.

AASB 119, the Australian version of the IFRS covering employee benefits, will be effective from 1 January 2005. This will replace the current standard for employee benefits, AASB 1028. For the long service leave liability, the only significant difference under AASB 119 is that a high quality corporate bond yield will be used for the discount rate (rather than the Government bond yield). This would normally result in a lower liability.

**24 Events Occurring After Reporting Date**

A retrospective pay adjustment of 3.8%, effective 26 February 2004, for staff on the Public Sector General Agreement was announced by Government after the 30 June reporting date. The payment is estimated to be in the region of \$12,100. The financial effect of this event was not recognised in the 30 June 2004 financial statements.

**25 Explanatory Statement**

The Summary of Consolidated Fund Appropriations and Revenue Estimates discloses appropriations and other statutes expenditure estimates, the actual expenditures made and revenue estimates and payments into Consolidated Fund. Appropriations are now all on an accrual basis.

The following explanations are provided in accordance with Treasurers Instruction 945. Significant variations are considered to be those greater than 10% and \$20,000.

**(i) Significant variances between estimate and actual - Total appropriation to purchase outputs:**

<b>Review and Complaint Resolution</b>	<b>Over</b>	<b>\$87,715</b>
<b>Advice and Awareness</b>	<b>Over</b>	<b>\$62,560</b>

The budget estimate anticipated general savings from collocation with the Office of the Ombudsman, which was planned to occur when the office lease expired. However, the savings could not be realised (\$51,000) as the move was deferred. An eight month extension of the lease to 30 June 2004 at higher rates by the Department of Housing and Works allowed time for the necessary fit out at the new premises to be finalised. This incurred further costs in excess of the estimate during that period for rent (\$43,000); increased variable outgoings (\$13,000); and a requirement to make good the former premises and relocate the office (\$43,000). Funds available in the office cash at bank account were utilised and there is no requirement for additional funding to be provided by Government.

<b>Revenue from Ordinary Activities</b>	<b>Under</b>	<b>\$45,453</b>
---	--------------	-----------------

The estimate for Revenue from Ordinary Activities includes resources provided by other agencies free of charge, whereas this item is not included in the actual retained revenue amount. Resources received free of charge are included in the financial statements under the heading "Revenues from Government" (\$42,193).

**(ii) Significant variances between actual and prior year actual - Total appropriation to purchase outputs:**

<b>Advice and Awareness</b>	<b>Over</b>	<b>\$64,650</b>
-----------------------------	-------------	-----------------

The increased costs were primarily due to this output's share of higher accommodation costs (\$29,000) and increased employee expenses mainly due to long service leave accruals (\$32,000).

**(iii) Significant variances between estimate and actual - Capital Contribution:**

No significant variances.

**(iv) Significant variances between actual and prior year actual - Capital Contribution:**

No significant variance

## OFFICE OF THE INFORMATION COMMISSIONER

**Notes to the Financial Statements**

for the year ended 30 June 2004

**26 Financial instruments**

- (a) Interest Rate Risk Exposure - The Office does not have any interest bearing accounts and is therefore not subject to any interest rate risk exposure.
- (b) Credit Risk Exposure - At the reporting date the Office was not owed any money by government or any other organisation.

**27 Remuneration of Senior Officers**

The number of senior officers whose total of fees, salaries, superannuation and other benefits for the financial year, fall within the following bands are:

\$	2004	2003
80,001 - 90,000	*2	-
100,001 - 110,000	-	-
110,001 - 120,000	-	1
120,001 - 130,000	2	1
210,001 - 220,000	-	1
	\$	\$
The total remuneration of senior officers is:	<u>420,486</u>	<u>452,108</u>

The superannuation included here represents the superannuation expense incurred by the Office in respect of senior officers.

\*The Commissioner, Bronwyn Keighley-Gerardy retired on the 30 October 2003.

In 2004, no Senior Officer was a member of the Pension Scheme. (In 2003, one Senior Officer was a member of the pension scheme)

**28 Supplementary financial information**

- . There were no losses of public moneys and other public property through theft or default during the financial year.
- . There were no gifts of public property by the Office during the financial year.
- . There were no revenues nor debts due to the State that were written off for the financial year.
- . There were no events occurring after the balance date at the end of the financial year.
- . The Office had no related bodies during the financial year.
- . The Office had no affiliated bodies during the financial year.
- . Commencing with the 2003-04 audit, the Office of the Auditor General will be charging a fee for auditing the accounts, financial statements and performance indicators. The fee for the 2003-04 audit (\$17,600) will be due and payable in the 2004-05 financial year. There were no fees paid, or due and payable to the Office of the Auditor General for the 2002-03 financial year, but services provided free of charge by the Office of the Auditor General amounted to \$14,500. This amount has been reported in resources received free of charge note 11.

This page has been left blank intentionally.

# STATISTICAL TABLES

**TABLE 11**  
**REQUESTS RECEIVED BY AGENCIES**

AGENCY NAME	No.
Acacia Prison	132
Agriculture, Department of	15
Albany, City of	5
Albany Port Authority	0
Alcohol & Drug Authority (Next Step)	1
Animal Resources Authority	0
Armadale, City of	3
Armadale Health Service	189
Armadale Redevelopment Authority	0
Ashburton, Shire of	1
Attorney General; Minister for Health; Electoral Affairs	14
Augusta-Margaret River, Shire of	4
Bassendean, Town of	5
Bayswater, City of	2
Belmont, City of	3
Bentley Health Service	128
Beverly, Shire of	0
Boddington, Shire of	0
Botanic Gardens and Park Authority	0
Boyup Brook, Shire of	0
Bridgetown-Greenbushes, Shire of	0
Brookton, Shire of	0
Broomehill, Shire of	0
Bruce Rock, Shire of	0
Bunbury, City of	3
Bunbury Port Authority	0
Busselton, Shire of	16
C Y O'Connor College of TAFE	0
Cambridge, Town of	3
Canning, City of	4
Capel, Shire of	0
Carnamah, Shire of	0
Central Metropolitan College of TAFE	0
Central West Coast College of TAFE	0
Challenger TAFE	1
Chapman Valley, Shire of	0
Chittering, Shire of	1
Claremont, Town of	5
Cockburn, City of	11
Collie, Shire of	0



AGENCY NAME	No.
Community Development, Department for	61
Conservation and Land Management, Department of	18
Conservation Commission of Western Australia	1
Construction Industry Long Service Leave Payments Board	0
Consumer and Employment Protection, Department of	144
Coorow, Shire of	1
Corrigin, Shire of	0
Cottesloe, Town of	2
Country Housing Authority	0
Cranbrook, Shire of	0
Cuballing, Shire of	0
Culture and the Arts, Department of	5
Cunderdin, Shire of	0
Curriculum Council	0
Curtin University of Technology	9
Dalwallinu, Shire of	1
Dampier Port Authority	0
Dandaragan, Shire of	0
Dardanup, Shire of	1
Denmark, Shire of	0
Deputy Premier; Treasurer; Minister for Energy	4
Derby-West Kimberley, Shire of	0
Disability Services Commission	12
Donnybrook-Balingup, Shire of	0
Dowerin, Shire of	0
Dumbleyung, Shire of	0
East Fremantle, Town of	3
East Perth Redevelopment Authority	2
Edith Cowan University	6
Education and Training, Department of	66
Education Services, Department of	1
Electoral Commission, Western Australian	0
Electricity Corporation (Trading as Western Power Corporation)	28
Environmental Protection, Department of	61
Equal Opportunity Commission	1
Esperance Port Authority	0
Exmouth, Shire of	0
Fire and Emergency Services Authority	53
Fisheries, Department of	5
Forest Products Commission	4
Fremantle, City of	16

STATISTICAL TABLES continued

AGENCY NAME	No.
Fremantle Hospital and Health Service	490
Fremantle Port Authority	3
Gascoyne Development Commission	0
Geraldton, City of	0
Geraldton Port Authority	0
Gingin, Shire of	3
Gnowangerup, Shire of	0
Gold Corporation	0
Goldfields and South East Health Region	175
Goldfields Esperance Development Commission	0
Gosnells, City of	18
Government Employees Housing Authority	1
Government Employees Superannuation Board	2
Grain Licensing Authority	0
Graylands Selby-Lemnos and Special Care Health Service	114
Great Southern Development Commission	0
Great Southern Health Region	104
Great Southern TAFE	0
Greenough, Shire of	0
Guardianship and Administration Board	1
Halls Creek, Shire of	0
Harvey, Shire of	3
Health Department of Western Australia	70
Health Promotion Foundation WA	0
Health Review, Office of	10
Heritage Council of Western Australia	12
Housing and Works, Department of	103
Indigenous Affairs, Department of	3
Industrial Relations Commission, Office of the Registrar	0
Industry and Resources, Department of	156
Insurance Commission of Western Australia	42
Irwin, Shire of	0
Jerramungup, Shire of	1
Joondalup, City of	28
Joondalup Health Campus	209
Justice, Department of	337
Kalamunda, Shire of	7
Kalamunda Health Service	10
Kalgoorlie-Boulder, City of	2
Katanning, Shire of	0

AGENCY NAME	No.
Kellerberrin, Shire of	0
Kent, Shire of	0
Kimberley College of TAFE	0
Kimberley Health Region	36
Kojonup, Shire of	0
Koorda, Shire of	0
Kulin, Shire of	0
Kwinana, Town of	0
Lake Grace, Shire of	0
Land Authority (LandCorp), Western Australian	6
Land Information, Department of	7
Laverton, Shire of	0
Law Reform Commission	1
Legal Aid Western Australia	2
Legal Practice Board, The	6
Leonora, Shire of	0
Local Government and Regional Development, Department of	9
Lotteries Commission	2
Main Roads Western Australia	21
Mandurah, City of	8
Manjimup, Shire of	9
Meat Industry Authority, Western Australian	0
Medical Board of Western Australia	6
Meekatharra, Shire of	0
Melville, City of	13
Menzies, Shire of	0
Merredin, Shire of	3
Metropolitan Cemeteries Board	0
Midland Redevelopment Authority	0
Midwest and Murchison Health Region	90
Mingenew, Shire of	0
Minister for Agriculture; Forestry and Fisheries; the Midwest, Wheatbelt and Great Southern	0
Minister for Community Development, Women's Interests, Seniors & Youth; Disability Services; Culture	1
Minister for Consumer and Employment Protection; Indigenous Affairs; Minister assisting Minister for Public Sector Management	1
Minister for Education and Training	4
Minister for Housing & Works; Racing and Gaming; Government Enterprises; Land Information	4
Minister for Local Government and Regional Development; Heritage; The Kimberley, Pilbara and Gascoyne	6
Minister for Planning and Infrastructure	12
Minister for Police and Emergency Services; Justice; Community Safety	5
Minister for State Development	6
Minister for the Environment	9

STATISTICAL TABLES continued

AGENCY NAME	No.
Minister for Tourism; Small Business; Sport and Recreation; Peel and the South West	3
Moora, Shire of	0
Morawa Shire Council	0
Mosman Park, Town of	0
Mount Marshall, Shire of	0
Mt. Magnet, Shire of	0
Mukinbudin, Shire of	0
Mullewa, Shire of	0
Mundaring, Shire of	5
Murchison, Shire of	0
Murdoch University	5
Murray, Shire of	5
Nannup, Shire of	0
Narrogin, Town of	0
Nedlands, City of	7
North Metropolitan Health Service	108
Northam, Shire of	1
Northampton, Shire of	0
Nurses Board of Western Australia	1
Peel Development Commission	0
Peel Health Service	10
Peppermint Grove, Shire of	0
Perth, City of	13
Perth Market Authority	0
Pilbara and Gascoyne Health Region	156
Pilbara College of TAFE	0
Pilbara Development Commission	1
Pingelly, Shire of	0
Planning and Infrastructure, Department for	193
Plantagenet, Shire of	0
Police Force of Western Australia	1209
Port Hedland Port Authority	1
Potato Marketing Corporation of Western Australia	0
Premier and Cabinet, Department of the	33
Psychologists Registration Board of WA	1
Public Sector Standards Commissioner, Office of the	4
Public Transport Authority	10
Public Trust Office	0
Quairading, Shire of	0
Racing, Gaming and Liquor, Department of	4
Ravensthorpe, Shire of	0

AGENCY NAME	No.
Rockingham, City of	13
Rockingham/Kwinana Health Service	119
Rottneest Island Authority	6
Royal Perth Hospital	1049
Salaries and Allowances Tribunal	0
Shark Bay, Shire of	0
Sir Charles Gairdner Hospital, North Metropolitan Health Service	809
Small Business Development Corporation	1
South West Development Commission	3
South West Health Service	184
Sport & Recreation, Department of	2
Sports Centre Trust	0
State Supply Commission	2
Stirling, City of	25
Subiaco, City of	2
Swan, City of	19
Swan Health Service	181
Swan TAFE	0
Tambellup, Shire of	0
Three Springs, Shire of	0
Toodyay, Shire of	0
Tourism Commission	3
Trayning, Shire of	0
Treasury and Finance, Department of	17
Treasury Corporation	0
University of Western Australia, The	6
Victoria Park, Town of	2
Victoria Plains, Shire of	1
Vincent, Town of	6
Wagin, Shire of	0
Wandering, Shire of	0
Wanneroo, City of	10
Waroona, Shire of	0
Water Corporation	17
West Arthur, Shire of	0
West Coast College TAFE	3
Westonia, Shire of	0
Wheatbelt Development Commission	0
Wheatbelt Health Region	167
Wiluna, Shire of	0

STATISTICAL TABLES continued

AGENCY NAME	No.
Women and Children's Health Service	171
Wongan-Ballidu, Shire of	0
Woodanilling, Shire of	2
Workers' Compensation & Rehabilitation Commission (WorkCover)	10
Wyalkatchem, Shire of	0
Wyndham-East Kimberley, Shire of	0
Yalgoo, Shire of	0
Yilgarn, Shire of	1
York, Shire of	0
Zoological Parks Authority	0
<b>Total</b>	<b>7,823</b>

Notes:

- (1) This table reflects the total number of applications lodged and includes applications which may have been transferred to another agency, withdrawn or which are still to be dealt with.
- (2) The number actually dealt with by a decision issued to the applicant is reflected in the following table.
- (3) If an agency does not appear in this table, this is because the required statistical data was not received in time for publication.

**TABLE 12**  
**DECISIONS MADE—OUTCOME**

Agency	Access In Full No. (%)	Edited Access No. (%)	Access Deferred No. (%)	Access s.28 No. (%)	Access Refused No. (%)
Acacia Prison	49(52.7)	31(33.3)	2(2.2)	0(0.0)	11(11.8)
Agriculture, Department of	3(21.4)	6(42.9)	0(0.0)	0(0.0)	5(35.7)
Albany, City of	0(0.0)	3(75.0)	0(0.0)	0(0.0)	1(25.0)
Albany Port Authority	0(0.0)	0(0.0)	0(0.0)	0(0.0)	0(0.0)
Alcohol & Drug Authority (Next Step)	0(0.0)	0(0.0)	0(0.0)	0(0.0)	1(100.0)
Animal Resources Authority	0(0.0)	0(0.0)	0(0.0)	0(0.0)	0(0.0)
Armadale, City of	2(100.0)	0(0.0)	0(0.0)	0(0.0)	0(0.0)
Armadale Health Service	157(96.3)	4(2.5)	0(0.0)	0(0.0)	2(1.2)
Armadale Redevelopment Authority	0(0.0)	0(0.0)	0(0.0)	0(0.0)	0(0.0)
Ashburton, Shire of	1(100.0)	0(0.0)	0(0.0)	0(0.0)	0(0.0)
Attorney General; Minister for Health; Electoral Affairs	3(37.5)	1(12.5)	0(0.0)	0(0.0)	4(50.0)
Augusta-Margaret River, Shire of	3(75.0)	0(0.0)	0(0.0)	0(0.0)	1(25.0)
Bassendean, Town of	0(0.0)	3(60.0)	0(0.0)	0(0.0)	2(40.0)
Bayswater, City of	0(0.0)	2(100.0)	0(0.0)	0(0.0)	0(0.0)
Belmont, City of	0(0.0)	2(100.0)	0(0.0)	0(0.0)	0(0.0)
Bentley Health Service	115(89.8)	9(7.0)	0(0.0)	4(3.1)	0(0.0)
Beverley, Shire of	0(0.0)	0(0.0)	0(0.0)	0(0.0)	0(0.0)
Boddington, Shire of	0(0.0)	0(0.0)	0(0.0)	0(0.0)	0(0.0)
Botanic Gardens and Park Authority	0(0.0)	0(0.0)	0(0.0)	0(0.0)	0(0.0)
Boyup Brook, Shire of	0(0.0)	0(0.0)	0(0.0)	0(0.0)	0(0.0)
Bridgetown-Greenbushes, Shire of	0(0.0)	0(0.0)	0(0.0)	0(0.0)	0(0.0)
Brookton, Shire of	0(0.0)	0(0.0)	0(0.0)	0(0.0)	0(0.0)
Broomehill, Shire of	0(0.0)	0(0.0)	0(0.0)	0(0.0)	0(0.0)
Bruce Rock, Shire of	0(0.0)	0(0.0)	0(0.0)	0(0.0)	0(0.0)
Bunbury, City of	0(0.0)	3(100.0)	0(0.0)	0(0.0)	0(0.0)
Bunbury Port Authority	0(0.0)	0(0.0)	0(0.0)	0(0.0)	0(0.0)
Busselton, Shire of	11(91.7)	1(8.3)	0(0.0)	0(0.0)	0(0.0)
C Y O'Connor College of TAFE	0(0.0)	0(0.0)	0(0.0)	0(0.0)	0(0.0)
Cambridge, Town of	1(33.3)	1(33.3)	0(0.0)	0(0.0)	1(33.3)
Canning, City of	0(0.0)	2(100.0)	0(0.0)	0(0.0)	0(0.0)
Capel, Shire of	0(0.0)	0(0.0)	0(0.0)	0(0.0)	0(0.0)
Carnamah, Shire of	0(0.0)	0(0.0)	0(0.0)	0(0.0)	0(0.0)
Central Metropolitan College of TAFE	1(100.0)	0(0.0)	0(0.0)	0(0.0)	0(0.0)
Central West Coast College of TAFE	0(0.0)	0(0.0)	0(0.0)	0(0.0)	0(0.0)
Challenger TAFE	0(0.0)	1(100.0)	0(0.0)	0(0.0)	0(0.0)
Chapman Valley, Shire of	0(0.0)	0(0.0)	0(0.0)	0(0.0)	0(0.0)
Chittering, Shire of	0(0.0)	0(0.0)	0(0.0)	0(0.0)	0(0.0)
Claremont, Town of	3(75.0)	1(25.0)	0(0.0)	0(0.0)	0(0.0)
Cockburn, City of	6(50.0)	6(50.0)	0(0.0)	0(0.0)	0(0.0)

STATISTICAL TABLES continued

Agency	Access In Full No. (%)	Edited Access No. (%)	Access Deferred No. (%)	Access s.28 No. (%)	Access Refused No. (%)
Collie, Shire of	0(0.0)	0(0.0)	0(0.0)	0(0.0)	0(0.0)
Community Development, Department for	4(9.3)	34(79.1)	0(0.0)	0(0.0)	5(11.6)
Conservation and Land Management, Department of	11(84.6)	2(15.4)	0(0.0)	0(0.0)	0(0.0)
Conservation Commission of Western Australia	0(0.0)	1(100.0)	0(0.0)	0(0.0)	0(0.0)
Construction Industry Long Service Leave Payments Board	0(0.0)	0(0.0)	0(0.0)	0(0.0)	0(0.0)
Consumer and Employment Protection, Department of	87(65.9)	32(24.2)	0(0.0)	2(1.5)	11(8.3)
Coorow, Shire of	0(0.0)	1(100.0)	0(0.0)	0(0.0)	0(0.0)
Corrigin, Shire of	0(0.0)	0(0.0)	0(0.0)	0(0.0)	0(0.0)
Cottesloe, Town of	1(100.0)	0(0.0)	0(0.0)	0(0.0)	0(0.0)
Country Housing Authority	0(0.0)	0(0.0)	0(0.0)	0(0.0)	0(0.0)
Cranbrook, Shire of	0(0.0)	0(0.0)	0(0.0)	0(0.0)	0(0.0)
Cuballing, Shire of	0(0.0)	0(0.0)	0(0.0)	0(0.0)	0(0.0)
Culture and the Arts, Department of	2(40.0)	2(40.0)	0(0.0)	0(0.0)	1(20.0)
Cunderdin, Shire of	0(0.0)	0(0.0)	0(0.0)	0(0.0)	0(0.0)
Curriculum Council	0(0.0)	0(0.0)	0(0.0)	0(0.0)	0(0.0)
Curtin University of Technology	5(100.0)	0(0.0)	0(0.0)	0(0.0)	0(0.0)
Dalwallinu, Shire of	1(100.0)	0(0.0)	0(0.0)	0(0.0)	0(0.0)
Dampier Port Authority	0(0.0)	0(0.0)	0(0.0)	0(0.0)	0(0.0)
Dandaragan, Shire of	0(0.0)	0(0.0)	0(0.0)	0(0.0)	0(0.0)
Dardanup, Shire of	0(0.0)	1(100.0)	0(0.0)	0(0.0)	0(0.0)
Denmark, Shire of	0(0.0)	0(0.0)	0(0.0)	0(0.0)	0(0.0)
Deputy Premier; Treasurer; Minister for Energy	0(0.0)	3(100.0)	0(0.0)	0(0.0)	0(0.0)
Derby-West Kimberley, Shire of	0(0.0)	0(0.0)	0(0.0)	0(0.0)	0(0.0)
Disability Services Commission	9(90.0)	1(10.0)	0(0.0)	0(0.0)	0(0.0)
Donnybrook-Balingup, Shire of	0(0.0)	0(0.0)	0(0.0)	0(0.0)	0(0.0)
Dowerin, Shire of	0(0.0)	0(0.0)	0(0.0)	0(0.0)	0(0.0)
Dumbleyung, Shire of	0(0.0)	0(0.0)	0(0.0)	0(0.0)	0(0.0)
East Fremantle, Town of	1(33.3)	2(66.7)	0(0.0)	0(0.0)	0(0.0)
East Perth Redevelopment Authority	0(0.0)	1(100.0)	0(0.0)	0(0.0)	0(0.0)
Edith Cowan University	4(100.0)	0(0.0)	0(0.0)	0(0.0)	0(0.0)
Education and Training, Department of	12(24.5)	32(65.3)	0(0.0)	0(0.0)	5(10.2)
Education Services, Department of	1(100.0)	0(0.0)	0(0.0)	0(0.0)	0(0.0)
Electoral Commission, Western Australian	0(0.0)	0(0.0)	0(0.0)	0(0.0)	0(0.0)
Electricity Corporation (Trading as Western Power Corporation)	10(45.5)	11(50.0)	0(0.0)	0(0.0)	1(4.5)
Environmental Protection, Department of	7(12.3)	49(86.0)	0(0.0)	0(0.0)	1(1.8)
Equal Opportunity Commission	0(0.0)	1(100.0)	0(0.0)	0(0.0)	0(0.0)
Esperance Port Authority	0(0.0)	0(0.0)	0(0.0)	0(0.0)	0(0.0)
Exmouth, Shire of	0(0.0)	0(0.0)	0(0.0)	0(0.0)	0(0.0)
Fire and Emergency Services Authority	11(22.0)	39(78.0)	0(0.0)	0(0.0)	0(0.0)
Fisheries, Department of	5(83.3)	1(16.7)	0(0.0)	0(0.0)	0(0.0)
Forest Products Commission	2(100.0)	0(0.0)	0(0.0)	0(0.0)	0(0.0)



Agency	Access In Full No. (%)	Edited Access No. (%)	Access Deferred No. (%)	Access s.28 No. (%)	Access Refused No. (%)
Fremantle, City of	3(20.0)	9(60.0)	0(0.0)	0(0.0)	3(20.0)
Fremantle Hospital and Health Service	462(92.8)	34(6.8)	0(0.0)	1(0.2)	1(0.2)
Fremantle Port Authority	2(66.7)	0(0.0)	0(0.0)	0(0.0)	1(33.3)
Gascoyne Development Commission	0(0.0)	0(0.0)	0(0.0)	0(0.0)	0(0.0)
Geraldton, City of	0(0.0)	0(0.0)	0(0.0)	0(0.0)	0(0.0)
Geraldton Port Authority	0(0.0)	0(0.0)	0(0.0)	0(0.0)	0(0.0)
Gingin, Shire of	1(100.0)	0(0.0)	0(0.0)	0(0.0)	0(0.0)
Gnowangerup, Shire of	0(0.0)	0(0.0)	0(0.0)	0(0.0)	0(0.0)
Gold Corporation	0(0.0)	0(0.0)	0(0.0)	0(0.0)	0(0.0)
Goldfields and South East Health Region	175(100.0)	0(0.0)	0(0.0)	0(0.0)	0(0.0)
Goldfields Esperance Development Commission	0(0.0)	0(0.0)	0(0.0)	0(0.0)	0(0.0)
Gosnells, City of	8(57.1)	3(21.4)	0(0.0)	0(0.0)	3(21.4)
Government Employees Housing Authority	1(100.0)	0(0.0)	0(0.0)	0(0.0)	0(0.0)
Government Employees Superannuation Board	1(50.0)	0(0.0)	0(0.0)	0(0.0)	1(50.0)
Grain Licensing Authority	0(0.0)	0(0.0)	0(0.0)	0(0.0)	0(0.0)
Graylands Selby-Lemnos and Special Care Health Service	46(40.7)	67(59.3)	0(0.0)	0(0.0)	0(0.0)
Great Southern Development Commission	0(0.0)	0(0.0)	0(0.0)	0(0.0)	0(0.0)
Great Southern Health Region	85(87.6)	2(2.1)	0(0.0)	3(3.1)	7(7.2)
Great Southern TAFE	0(0.0)	0(0.0)	0(0.0)	0(0.0)	0(0.0)
Greenough, Shire of	0(0.0)	0(0.0)	0(0.0)	0(0.0)	0(0.0)
Guardianship and Administration Board	0(0.0)	0(0.0)	0(0.0)	0(0.0)	1(100.0)
Halls Creek, Shire of	0(0.0)	0(0.0)	0(0.0)	0(0.0)	0(0.0)
Harvey, Shire of	3(100.0)	0(0.0)	0(0.0)	0(0.0)	0(0.0)
Health Department of Western Australia	43(72.9)	6(10.2)	0(0.0)	0(0.0)	10(16.9)
Health Promotion Foundation WA	0(0.0)	0(0.0)	0(0.0)	0(0.0)	0(0.0)
Health Review, Office of	1(11.1)	7(77.8)	0(0.0)	0(0.0)	1(11.1)
Heritage Council of Western Australia	11(84.6)	2(15.4)	0(0.0)	0(0.0)	0(0.0)
Housing and Works, Department of	14(15.6)	68(75.6)	0(0.0)	0(0.0)	8(8.9)
Indigenous Affairs, Department of	1(33.3)	2(66.7)	0(0.0)	0(0.0)	0(0.0)
Industrial Relations Commission, Office of the Registrar	0(0.0)	0(0.0)	0(0.0)	0(0.0)	0(0.0)
Industry and Resources, Department of	2(1.5)	103(78.6)	0(0.0)	0(0.0)	26(19.8)
Insurance Commission of Western Australia	4(11.8)	26(76.5)	0(0.0)	0(0.0)	4(11.8)
Irwin, Shire of	0(0.0)	0(0.0)	0(0.0)	0(0.0)	0(0.0)
Jerramungup, Shire of	1(100.0)	0(0.0)	0(0.0)	0(0.0)	0(0.0)
Joondalup, City of	0(0.0)	17(73.9)	0(0.0)	0(0.0)	6(26.1)
Joondalup Health Campus	193(96.5)	7(3.5)	0(0.0)	0(0.0)	0(0.0)
Justice, Department of	185(67.5)	54(19.7)	2(0.7)	3(1.1)	30(10.9)
Kalamunda, Shire of	2(28.6)	5(71.4)	0(0.0)	0(0.0)	0(0.0)
Kalamunda Health Service	10(100.0)	0(0.0)	0(0.0)	0(0.0)	0(0.0)
Kalgoorlie-Boulder, City of	2(100.0)	0(0.0)	0(0.0)	0(0.0)	0(0.0)
Katanning, Shire of	0(0.0)	0(0.0)	0(0.0)	0(0.0)	0(0.0)

STATISTICAL TABLES continued

Agency	Access In Full No. (%)	Edited Access No. (%)	Access Deferred No. (%)	Access s.28 No. (%)	Access Refused No. (%)
Kellerberrin, Shire of	0(0.0)	0(0.0)	0(0.0)	0(0.0)	0(0.0)
Kent, Shire of	0(0.0)	0(0.0)	0(0.0)	0(0.0)	0(0.0)
Kimberley College of TAFE	0(0.0)	0(0.0)	0(0.0)	0(0.0)	0(0.0)
Kimberley Health Region	32(100.0)	0(0.0)	0(0.0)	0(0.0)	0(0.0)
Kojonup, Shire of	0(0.0)	0(0.0)	0(0.0)	0(0.0)	0(0.0)
Koorda, Shire of	0(0.0)	0(0.0)	0(0.0)	0(0.0)	0(0.0)
Kulin, Shire of	0(0.0)	0(0.0)	0(0.0)	0(0.0)	0(0.0)
Kwinana, Town of	0(0.0)	0(0.0)	0(0.0)	0(0.0)	0(0.0)
Lake Grace, Shire of	0(0.0)	0(0.0)	0(0.0)	0(0.0)	0(0.0)
Land Authority (LandCorp), Western Australian	4(66.7)	1(16.7)	0(0.0)	0(0.0)	1(16.7)
Land Information, Department of	4(57.1)	3(42.9)	0(0.0)	0(0.0)	0(0.0)
Laverton, Shire of	0(0.0)	0(0.0)	0(0.0)	0(0.0)	0(0.0)
Law Reform Commission	0(0.0)	0(0.0)	0(0.0)	0(0.0)	1(100.0)
Legal Aid Western Australia	0(0.0)	1(50.0)	0(0.0)	0(0.0)	1(50.0)
Legal Practice Board, The	0(0.0)	0(0.0)	0(0.0)	0(0.0)	0(0.0)
Leonora, Shire of	0(0.0)	0(0.0)	0(0.0)	0(0.0)	0(0.0)
Local Government and Regional Development, Department of	7(77.8)	0(0.0)	0(0.0)	0(0.0)	2(22.2)
Lotteries Commission	0(0.0)	1(100.0)	0(0.0)	0(0.0)	0(0.0)
Main Roads Western Australia	9(52.9)	7(41.2)	0(0.0)	0(0.0)	1(5.9)
Mandurah, City of	0(0.0)	6(100.0)	0(0.0)	0(0.0)	0(0.0)
Manjimup, Shire of	6(60.0)	4(40.0)	0(0.0)	0(0.0)	0(0.0)
Meat Industry Authority, Western Australian	0(0.0)	0(0.0)	0(0.0)	0(0.0)	0(0.0)
Medical Board of Western Australia	0(0.0)	3(75.0)	0(0.0)	0(0.0)	1(25.0)
Meekatharra, Shire of	0(0.0)	0(0.0)	0(0.0)	0(0.0)	0(0.0)
Melville, City of	9(81.8)	2(18.2)	0(0.0)	0(0.0)	0(0.0)
Menzies, Shire of	0(0.0)	0(0.0)	0(0.0)	0(0.0)	0(0.0)
Merredin, Shire of	2(66.7)	0(0.0)	0(0.0)	0(0.0)	1(33.3)
Metropolitan Cemeteries Board	0(0.0)	0(0.0)	0(0.0)	0(0.0)	0(0.0)
Midland Redevelopment Authority	0(0.0)	0(0.0)	0(0.0)	0(0.0)	0(0.0)
Midwest and Murchison Health Region	86(97.7)	2(2.3)	0(0.0)	0(0.0)	0(0.0)
Mingenew, Shire of	0(0.0)	0(0.0)	0(0.0)	0(0.0)	0(0.0)
Minister for Agriculture; Forestry and Fisheries; the Midwest, Wheatbelt and Great Southern	0(0.0)	0(0.0)	0(0.0)	0(0.0)	0(0.0)
Minister for Community Development, Women's Interests, Seniors & Youth; Disability Services; Culture	0(0.0)	1(100.0)	0(0.0)	0(0.0)	0(0.0)
Minister for Consumer and Employment Protection; Indigenous Affairs; Minister assisting Minister for Public Sector Management	0(0.0)	1(100.0)	0(0.0)	0(0.0)	0(0.0)
Minister for Education and Training	2(50.0)	2(50.0)	0(0.0)	0(0.0)	0(0.0)
Minister for Housing & Works; Racing and Gaming; Government Enterprises; Land Information	2(66.7)	1(33.3)	0(0.0)	0(0.0)	0(0.0)
Minister for Local Government and Regional Development; Heritage; The Kimberley, Pilbara and Gascoyne	0(0.0)	5(100.0)	0(0.0)	0(0.0)	0(0.0)

Agency	Access In Full No. (%)	Edited Access No. (%)	Access Deferred No. (%)	Access s.28 No. (%)	Access Refused No. (%)
Minister for Planning and Infrastructure	3(33.3)	6(66.7)	0(0.0)	0(0.0)	0(0.0)
Minister for Police and Emergency Services; Justice; Community Safety	2(100.0)	0(0.0)	0(0.0)	0(0.0)	0(0.0)
Minister for State Development	0(0.0)	5(83.3)	0(0.0)	0(0.0)	1(16.7)
Minister for the Environment	1(14.3)	3(42.9)	0(0.0)	0(0.0)	3(42.9)
Minister for Tourism; Small Business; Sport and Recreation; Peel and the South West	0(0.0)	1(50.0)	0(0.0)	0(0.0)	1(50.0)
Moorabool, Shire of	0(0.0)	0(0.0)	0(0.0)	0(0.0)	0(0.0)
Morawa Shire Council	0(0.0)	0(0.0)	0(0.0)	0(0.0)	0(0.0)
Mosman Park, Town of	0(0.0)	0(0.0)	0(0.0)	0(0.0)	0(0.0)
Mount Marshall, Shire of	0(0.0)	0(0.0)	0(0.0)	0(0.0)	0(0.0)
Mt. Magnet, Shire of	0(0.0)	0(0.0)	0(0.0)	0(0.0)	0(0.0)
Mukinbudin, Shire of	0(0.0)	0(0.0)	0(0.0)	0(0.0)	0(0.0)
Mullewa, Shire of	0(0.0)	0(0.0)	0(0.0)	0(0.0)	0(0.0)
Mundaring, Shire of	2(50.0)	2(50.0)	0(0.0)	0(0.0)	0(0.0)
Murchison, Shire of	0(0.0)	0(0.0)	0(0.0)	0(0.0)	0(0.0)
Murdoch University	4(80.0)	1(20.0)	0(0.0)	0(0.0)	0(0.0)
Murray, Shire of	3(60.0)	0(0.0)	1(20.0)	0(0.0)	1(20.0)
Nannup, Shire of	0(0.0)	0(0.0)	0(0.0)	0(0.0)	0(0.0)
Narrogin, Town of	0(0.0)	0(0.0)	0(0.0)	0(0.0)	0(0.0)
Nedlands, City of	0(0.0)	5(100.0)	0(0.0)	0(0.0)	0(0.0)
North Metropolitan Health Service	66(64.7)	29(28.4)	0(0.0)	0(0.0)	7(6.9)
Northam, Shire of	0(0.0)	1(100.0)	0(0.0)	0(0.0)	0(0.0)
Northampton, Shire of	0(0.0)	0(0.0)	0(0.0)	0(0.0)	0(0.0)
Nurses Board of Western Australia	0(0.0)	0(0.0)	0(0.0)	0(0.0)	1(100.0)
Peel Development Commission	0(0.0)	0(0.0)	0(0.0)	0(0.0)	0(0.0)
Peel Health Service	4(40.0)	4(40.0)	0(0.0)	0(0.0)	2(20.0)
Peppermint Grove, Shire of	0(0.0)	0(0.0)	0(0.0)	0(0.0)	0(0.0)
Perth, City of	1(9.1)	8(72.7)	0(0.0)	0(0.0)	2(18.2)
Perth Market Authority	0(0.0)	0(0.0)	0(0.0)	0(0.0)	0(0.0)
Pilbara and Gascoyne Health Region	152(100.0)	0(0.0)	0(0.0)	0(0.0)	0(0.0)
Pilbara College of TAFE	0(0.0)	0(0.0)	0(0.0)	0(0.0)	0(0.0)
Pilbara Development Commission	1(100.0)	0(0.0)	0(0.0)	0(0.0)	0(0.0)
Pingelly, Shire of	0(0.0)	0(0.0)	0(0.0)	0(0.0)	0(0.0)
Planning and Infrastructure, Department for	90(53.3)	46(27.2)	2(1.2)	0(0.0)	31(18.3)
Plantagenet, Shire of	0(0.0)	0(0.0)	0(0.0)	0(0.0)	0(0.0)
Police Force of Western Australia	259(22.0)	722(61.4)	2(0.2)	0(0.0)	193(16.4)
Port Hedland Port Authority	1(100.0)	0(0.0)	0(0.0)	0(0.0)	0(0.0)
Potato Marketing Corporation of Western Australia	0(0.0)	0(0.0)	0(0.0)	0(0.0)	0(0.0)
Premier and Cabinet, Department of the	8(28.6)	10(35.7)	0(0.0)	0(0.0)	10(35.7)
Psychologists Registration Board of WA	1(100.0)	0(0.0)	0(0.0)	0(0.0)	0(0.0)
Public Sector Standards Commissioner, Office of the	0(0.0)	2(50.0)	0(0.0)	0(0.0)	2(50.0)
Public Transport Authority	6(54.5)	1(9.1)	0(0.0)	0(0.0)	4(36.4)

STATISTICAL TABLES continued

Agency	Access In Full No. (%)	Edited Access No. (%)	Access Deferred No. (%)	Access s.28 No. (%)	Access Refused No. (%)
Public Trust Office	0(0.0)	0(0.0)	0(0.0)	0(0.0)	0(0.0)
Quairading, Shire of	0(0.0)	0(0.0)	0(0.0)	0(0.0)	0(0.0)
Racing, Gaming and Liquor, Department of	1(33.3)	2(66.7)	0(0.0)	0(0.0)	0(0.0)
Ravensthorpe, Shire of	0(0.0)	0(0.0)	0(0.0)	0(0.0)	0(0.0)
Rockingham, City of	4(28.6)	2(14.3)	0(0.0)	0(0.0)	8(57.1)
Rockingham/Kwinana Health Service	109(89.3)	8(6.6)	0(0.0)	0(0.0)	5(4.1)
Rottneest Island Authority	1(20.0)	4(80.0)	0(0.0)	0(0.0)	0(0.0)
Royal Perth Hospital	984(95.7)	35(3.4)	0(0.0)	0(0.0)	9(0.9)
Salaries and Allowances Tribunal	0(0.0)	0(0.0)	0(0.0)	0(0.0)	0(0.0)
Shark Bay, Shire of	0(0.0)	0(0.0)	0(0.0)	0(0.0)	0(0.0)
Sir Charles Gairdner Hospital, North Metropolitan Health Service	766(97.6)	17(2.2)	0(0.0)	1(0.1)	1(0.1)
Small Business Development Corporation	1(100.0)	0(0.0)	0(0.0)	0(0.0)	0(0.0)
South West Development Commission	0(0.0)	1(100.0)	0(0.0)	0(0.0)	0(0.0)
South West Health Service	76(41.5)	100(54.6)	0(0.0)	2(1.1)	5(2.7)
Sport & Recreation, Department of	1(50.0)	1(50.0)	0(0.0)	0(0.0)	0(0.0)
Sports Centre Trust	0(0.0)	0(0.0)	0(0.0)	0(0.0)	0(0.0)
State Supply Commission	1(50.0)	1(50.0)	0(0.0)	0(0.0)	0(0.0)
Stirling, City of	5(20.8)	17(70.8)	0(0.0)	0(0.0)	2(8.3)
Subiaco, City of	2(66.7)	1(33.3)	0(0.0)	0(0.0)	0(0.0)
Swan, City of	2(16.7)	10(83.3)	0(0.0)	0(0.0)	0(0.0)
Swan Health Service	139(82.2)	30(17.8)	0(0.0)	0(0.0)	0(0.0)
Swan TAFE	0(0.0)	0(0.0)	0(0.0)	0(0.0)	0(0.0)
Tambellup, Shire of	0(0.0)	0(0.0)	0(0.0)	0(0.0)	0(0.0)
Three Springs, Shire of	0(0.0)	0(0.0)	0(0.0)	0(0.0)	0(0.0)
Toodyay, Shire of	0(0.0)	0(0.0)	0(0.0)	0(0.0)	0(0.0)
Tourism Commission	0(0.0)	1(100.0)	0(0.0)	0(0.0)	0(0.0)
Trayning, Shire of	0(0.0)	0(0.0)	0(0.0)	0(0.0)	0(0.0)
Treasury and Finance, Department of	0(0.0)	6(50.0)	0(0.0)	0(0.0)	6(50.0)
Treasury Corporation	0(0.0)	0(0.0)	0(0.0)	0(0.0)	0(0.0)
University of Western Australia, The	3(60.0)	2(40.0)	0(0.0)	0(0.0)	0(0.0)
Victoria Park, Town of	0(0.0)	1(100.0)	0(0.0)	0(0.0)	0(0.0)
Victoria Plains, Shire of	0(0.0)	1(100.0)	0(0.0)	0(0.0)	0(0.0)
Vincent, Town of	1(16.7)	5(83.3)	0(0.0)	0(0.0)	0(0.0)
Wagin, Shire of	0(0.0)	0(0.0)	0(0.0)	0(0.0)	0(0.0)
Wandering, Shire of	0(0.0)	0(0.0)	0(0.0)	0(0.0)	0(0.0)
Wanneroo, City of	3(42.9)	2(28.6)	0(0.0)	0(0.0)	2(28.6)
Waroona, Shire of	0(0.0)	0(0.0)	0(0.0)	0(0.0)	0(0.0)
Water Corporation	8(50.0)	6(37.5)	0(0.0)	0(0.0)	2(12.5)
West Arthur, Shire of	0(0.0)	0(0.0)	0(0.0)	0(0.0)	0(0.0)
West Coast College TAFE	0(0.0)	1(33.3)	2(66.7)	0(0.0)	0(0.0)
Westonia, Shire of	0(0.0)	0(0.0)	0(0.0)	0(0.0)	0(0.0)

Agency	Access In Full No. (%)	Edited Access No. (%)	Access Deferred No. (%)	Access s.28 No. (%)	Access Refused No. (%)
Wheatbelt Development Commission	0(0.0)	0(0.0)	0(0.0)	0(0.0)	0(0.0)
Wheatbelt Health Region	158(94.6)	8(4.8)	0(0.0)	0(0.0)	1(0.6)
Wiluna, Shire of	0(0.0)	0(0.0)	0(0.0)	0(0.0)	0(0.0)
Women and Children's Health Service	135(93.8)	7(4.9)	1(0.7)	0(0.0)	1(0.7)
Wongan-Ballidu, Shire of	0(0.0)	0(0.0)	0(0.0)	0(0.0)	0(0.0)
Woodanilling, Shire of	2(100.0)	0(0.0)	0(0.0)	0(0.0)	0(0.0)
Workers' Compensation & Rehabilitation Commission (WorkCover)	4(36.4)	4(36.4)	0(0.0)	0(0.0)	3(27.3)
Wyalkatchem, Shire of	0(0.0)	0(0.0)	0(0.0)	0(0.0)	0(0.0)
Wyndham-East Kimberley, Shire of	0(0.0)	0(0.0)	0(0.0)	0(0.0)	0(0.0)
Yalgoo, Shire of	0(0.0)	0(0.0)	0(0.0)	0(0.0)	0(0.0)
Yilgarn, Shire of	1(100.0)	0(0.0)	0(0.0)	0(0.0)	0(0.0)
York, Shire of	0(0.0)	0(0.0)	0(0.0)	0(0.0)	0(0.0)
Zoological Parks Authority	0(0.0)	0(0.0)	0(0.0)	0(0.0)	0(0.0)
<b>Total</b>	<b>4958</b>	<b>1860</b>	<b>12</b>	<b>16</b>	<b>465</b>
	<b>67.8%</b>	<b>25.4%</b>	<b>0.2%</b>	<b>0.2%</b>	<b>6.4%</b>
<b>Grand Total</b>	<b>7311</b>				

This page has been left blank intentionally.

**TABLE 13**  
**NUMBER OF TIMES EXEMPTION CLAUSES WERE USED BY AGENCIES**

Agency	CLAUSE NUMBER OF EXEMPTION (Schedule 1 of the Act)															
	1	2	3	4	4A	5	6	7	8	9	10	11	12	13	14	15
Acacia Prison	0	0	27	0	0	4	0	0	0	0	0	0	0	0	0	0
Agriculture, Department of	0	0	2	0	0	1	0	1	0	0	0	0	0	0	0	0
Albany, City of	0	0	0	3	0	0	0	0	0	0	0	0	0	0	0	0
Alcohol & Drug Authority (Next Step)	0	0	0	0	0	0	0	0	0	0	0	1	0	0	0	0
Armadale Health Service	0	0	8	0	0	0	0	0	0	0	0	0	0	0	0	0
Augusta-Margaret River, Shire of	0	0	0	0	0	0	0	0	1	0	0	0	0	0	0	0
Bassendean, Town of	0	0	2	0	0	0	2	0	0	0	0	2	0	0	0	0
Bayswater, City of	0	0	2	0	0	0	0	0	0	0	0	0	0	0	0	0
Belmont, City of	0	0	2	0	0	0	0	0	0	0	0	0	0	0	0	0
Bentley Health Service	0	0	10	0	0	0	0	0	0	0	0	0	0	0	0	0
Busselton, Shire of	0	0	0	0	0	0	0	1	0	0	0	0	0	0	0	0
Cambridge, Town of	0	0	0	1	0	0	0	0	0	0	0	0	0	0	0	0
Canning, City of	0	0	0	0	0	0	0	1	0	0	0	0	0	0	0	0
Challenger TAFE	0	0	0	1	0	0	0	0	0	0	0	0	0	0	0	0
Cockburn, City of	0	0	0	0	0	3	1	1	1	0	0	0	0	0	0	0
Community Development, Department for	0	0	34	0	0	12	1	1	0	0	0	0	1	0	0	0
Conservation and Land Management, Department of	0	0	0	1	0	0	0	1	1	0	0	0	0	0	0	0
Conservation Commission of Western Australia	0	0	0	1	0	0	1	0	0	0	1	0	0	0	0	0
Consumer and Employment Protection, Department of	0	0	18	4	0	16	1	3	9	0	1	0	0	0	0	0
Coorow, Shire of	0	0	0	0	0	0	0	0	1	0	0	0	0	0	0	0
Cottesloe, Town of	0	0	0	0	0	0	1	0	0	0	0	0	0	0	0	0
Culture and the Arts, Department of	0	0	3	0	0	0	0	0	0	0	0	0	0	0	0	0
Dardanup, Shire of	0	0	1	0	0	0	0	0	0	0	0	0	0	0	0	0
Deputy Premier; Treasurer; Minister for Energy	5	0	19	1	0	3	1	0	0	0	0	0	0	0	0	0
Disability Services Commission	0	0	0	0	0	0	0	0	1	0	0	0	0	0	0	0
East Fremantle, Town of	0	0	0	0	0	0	0	2	0	0	0	0	0	0	0	0
East Perth Redevelopment Authority	0	0	0	0	0	0	0	0	1	0	0	0	0	0	0	0
Education and Training, Department of	0	0	28	0	0	10	3	2	0	0	0	1	0	0	0	0
Electricity Corporation (Trading as Western Power Corporation)	0	0	6	1	0	0	2	2	0	0	0	0	0	0	0	0
Environmental Protection, Department of	2	0	48	13	0	3	3	11	3	0	2	0	0	0	0	0
Equal Opportunity Commission	0	0	1	0	0	0	0	0	0	0	0	0	0	0	1	0
Fire and Emergency Services Authority	0	0	37	0	0	2	1	1	0	0	0	0	0	0	0	0
Fisheries, Department of	0	0	1	1	0	0	0	0	0	0	0	0	0	0	0	0
Fremantle, City of	0	0	7	0	0	2	0	2	0	0	0	0	0	0	0	0
Fremantle Hospital and Health Service	0	0	35	0	0	1	0	0	0	0	0	0	0	0	0	0
Fremantle Port Authority	0	0	0	1	0	0	0	0	0	0	0	0	0	0	0	0

Agency	CLAUSE NUMBER OF EXEMPTION (Schedule 1 of the Act)															
	1	2	3	4	4A	5	6	7	8	9	10	11	12	13	14	15
Gosnells, City of	0	0	2	1	0	0	0	0	0	0	0	0	0	0	0	0
Graylands Selby-Lemnos and Special Care Health Service	0	0	3	0	0	3	0	0	0	0	0	10	0	0	0	0
Great Southern Health Region	0	0	3	0	0	0	0	0	0	0	0	0	0	0	0	0
Guardianship and Administration Board	0	0	0	0	0	0	0	0	0	0	0	0	1	0	0	0
Harvey, Shire of	0	0	0	1	0	0	0	0	0	0	0	0	0	0	0	0
Health Department of Western Australia	0	0	6	0	0	4	2	2	0	0	0	1	0	0	0	0
Health Review, Office of	0	0	0	0	0	0	0	0	8	0	0	0	0	0	0	0
Heritage Council of Western Australia	0	0	0	0	0	0	1	1	0	0	0	0	0	0	0	0
Housing and Works, Department of	0	0	67	2	0	7	1	6	0	0	0	0	0	0	2	0
Indigenous Affairs, Department of	1	0	1	0	0	0	0	0	0	0	0	0	0	0	0	0
Industry and Resources, Department of	0	0	105	6	0	3	0	4	0	0	0	0	0	0	0	0
Insurance Commission of Western Australia	0	0	27	6	0	1	0	5	0	0	0	0	0	0	0	0
Joondalup, City of	0	0	17	3	0	0	2	3	1	0	0	2	0	0	0	0
Joondalup Health Campus	0	0	7	0	0	0	0	0	0	0	0	0	0	0	0	0
Justice, Department of	0	0	41	0	0	14	8	4	1	0	0	13	0	0	0	0
Kalgoorlie-Boulder, City of	0	0	1	1	0	0	0	0	0	0	0	0	0	0	0	0
Kimberley Health Region	0	0	7	0	0	0	0	3	0	0	0	0	0	0	0	0
Land Authority (LandCorp), Western Australian	1	0	0	0	0	0	1	0	0	0	0	0	0	0	0	0
Land Information, Department of	0	0	2	0	0	0	1	1	2	0	0	0	0	0	0	0
Law Reform Commission	0	0	1	0	0	0	0	0	1	0	0	0	0	0	0	0
Legal Aid Western Australia	0	0	2	0	0	0	0	0	0	0	0	0	0	0	0	0
Local Government and Regional Development, Department of	0	0	0	1	0	0	0	0	0	0	0	0	0	0	0	0
Lotteries Commission	0	0	0	0	0	0	0	0	0	0	1	0	0	0	0	0
Main Roads Western Australia	0	0	6	0	0	0	0	2	1	0	0	0	0	0	0	0
Mandurah, City of	0	0	4	2	0	5	0	7	0	0	0	0	0	0	1	0
Manjimup, Shire of	0	0	4	0	0	0	0	0	0	0	0	0	0	0	0	0
Medical Board of Western Australia	0	0	2	0	0	2	1	1	1	0	0	0	0	0	0	0
Melville, City of	0	0	2	0	0	0	0	2	0	0	0	2	0	0	0	0
Midwest and Murchison Health Region	0	0	2	0	0	0	0	0	0	0	0	0	0	0	0	0
Minister for Community Development, Women's Interests, Seniors & Youth; Disability Services; Culture	0	0	1	0	0	0	0	0	0	0	0	0	0	0	0	0
Minister for Consumer and Employment Protection; Indigenous Affairs; Minister assisting Minister for Public Sector Management	0	0	1	1	0	0	0	0	1	0	0	0	0	0	0	0
Minister for Education and Training	0	0	2	0	0	0	0	0	0	0	0	0	0	0	0	0
Minister for Local Government and Regional Development; Heritage; The Kimberley, Pilbara and Gascoyne	0	0	3	1	0	0	0	0	1	0	0	0	0	0	0	0
Minister for Planning and Infrastructure	0	0	5	3	0	0	0	2	0	0	0	0	0	0	0	0
Minister for State Development	0	0	5	1	0	0	0	0	0	0	0	0	0	0	0	0



Agency	CLAUSE NUMBER OF EXEMPTION (Schedule 1 of the Act)															
	1	2	3	4	4A	5	6	7	8	9	10	11	12	13	14	15
Minister for the Environment	6	0	6	1	0	0	0	1	0	0	0	0	0	0	0	0
Minister for Tourism; Small Business; Sport and Recreation; Peel and the South West	0	0	0	1	0	0	0	0	0	0	0	0	0	0	0	0
Mundaring, Shire of	0	0	2	0	0	0	0	0	0	0	0	0	0	0	0	0
Murdoch University	0	0	1	0	0	0	0	0	0	0	0	0	0	0	0	0
Murray, Shire of	0	0	0	0	0	1	0	1	0	0	0	0	0	0	0	0
North Metropolitan Health Service	0	0	26	0	0	0	0	0	0	0	0	0	0	0	0	0
Nurses Board of Western Australia	0	0	0	0	0	1	0	0	0	0	0	0	0	0	0	0
Peel Health Service	0	0	5	0	0	0	0	0	1	0	0	0	0	0	0	0
Perth, City of	0	0	8	2	0	0	0	3	0	0	0	0	0	0	0	0
Planning and Infrastructure, Department for	3	0	42	4	0	1	8	9	1	0	0	0	0	0	0	0
Police Force of Western Australia	0	0	622	0	0	85	0	2	0	0	0	0	0	0	0	0
Premier and Cabinet, Department of the	1	0	12	2	0	2	2	6	3	0	0	0	1	0	0	0
Public Sector Standards Commissioner, Office of the	0	0	0	0	0	2	3	1	0	0	0	0	0	0	0	0
Racing, Gaming and Liquor, Department of	0	0	2	0	0	0	0	0	0	0	0	0	0	0	0	0
Rockingham, City of	0	0	2	1	0	2	0	2	5	0	0	0	0	0	0	0
Rockingham/Kwinana Health Service	0	0	8	0	0	0	0	0	0	0	0	0	0	0	0	0
Rottnest Island Authority	0	0	4	0	0	1	0	2	0	0	0	0	0	0	0	0
Royal Perth Hospital	0	0	30	0	0	2	0	2	8	0	0	0	0	0	0	0
Sir Charles Gairdner Hospital, North Metropolitan Health Service	0	0	18	0	0	2	0	1	0	0	0	1	0	0	0	0
South West Development Commission	0	0	0	4	0	0	0	0	0	0	0	0	0	0	0	0
South West Health Service	0	0	100	0	0	0	0	0	0	0	0	0	0	0	0	0
Sport & Recreation, Department of	0	0	1	1	0	0	0	0	0	0	0	0	0	0	0	0
Stirling, City of	0	0	14	0	0	0	2	0	0	0	0	0	0	0	0	0
Subiaco, City of	0	0	0	0	0	1	0	0	0	0	0	0	0	0	0	0
Swan, City of	0	0	10	2	0	0	0	1	0	0	0	0	0	0	0	0
Swan Health Service	0	0	30	0	0	0	0	0	0	0	0	0	0	0	0	0
Tourism Commission	1	0	1	1	0	0	0	0	0	0	0	0	0	0	0	0
Treasury and Finance, Department of	2	0	2	2	0	2	2	0	0	0	0	0	0	0	0	0
University of Western Australia, The	0	0	0	0	0	0	1	0	0	0	0	0	0	0	0	0
Victoria Park, Town of	0	0	1	0	0	0	0	0	0	0	0	0	0	0	0	0
Victoria Plains, Shire of	0	0	1	0	0	0	0	0	0	0	0	0	0	0	0	0
Vincent, Town of	0	0	4	0	0	1	0	0	0	0	0	0	0	0	0	0
Wanneroo, City of	0	0	0	0	0	0	0	1	0	0	0	0	0	0	0	0
Water Corporation	0	0	4	3	0	0	1	1	1	0	1	1	0	0	0	0
West Coast College TAFE	0	0	1	0	0	0	0	1	0	0	0	0	0	0	0	0
Women and Children's Health Service	0	0	6	0	0	1	1	0	1	0	0	0	0	0	0	0
Workers' Compensation & Rehabilitation Commission	0	0	5	2	0	0	1	2	0	0	0	0	0	0	0	0
<b>Total</b>	<b>22</b>	<b>0</b>	<b>1588</b>	<b>83</b>	<b>0</b>	<b>200</b>	<b>55</b>	<b>108</b>	<b>55</b>	<b>0</b>	<b>6</b>	<b>34</b>	<b>3</b>	<b>0</b>	<b>4</b>	<b>0</b>

Note: Agencies which did not cite exemptions are omitted.

**TABLE 14**  
**OUTCOME OF REQUESTS FOR INTERNAL REVIEW**

Agency	OUTCOME				
	Requests Received	Decision Confirmed	Decision Varied	Decision Reversed	Withdrawn
Agriculture, Department of	2	1	1	0	0
Alcohol & Drug Authority (Next Step)	1	1	0	0	0
Cambridge, Town of	1	0	1	0	0
Canning, City of	1	0	1	0	0
Cockburn, City of	1	0	1	0	0
Community Development, Department for	5	4	1	0	0
Conservation and Land Management, Department of	1	0	1	0	0
Conservation Commission of Western Australia	1	0	0	0	0
Consumer and Employment Protection, Department of	7	5	2	0	0
Coorow, Shire of	1	1	0	0	0
Cottesloe, Town of	1	1	0	0	0
Culture and the Arts, Department of	2	2	0	0	0
Curtin University of Technology	1	1	0	0	0
Disability Services Commission	1	1	0	0	0
East Fremantle, Town of	1	1	0	0	0
Education and Training, Department of	1	0	1	0	0
Electricity Corporation (Trading as Western Power Corporation)	2	1	1	0	0
Environmental Protection, Department of	6	2	4	0	0
Fire and Emergency Services Authority	1	0	1	0	0
Fremantle, City of	2	2	0	0	0
Fremantle Hospital and Health Service	2	2	0	0	0
Gingin, Shire of	2	1	0	0	1
Harvey, Shire of	1	1	0	0	0
Health, Department of	9	6	3	0	0
Heritage Council of Western Australia	1	1	0	0	0
Housing and Works, Department of	7	5	2	0	0
Industry and Resources, Department of	4	4	0	0	0
Insurance Commission of Western Australia	6	4	1	1	0
Joondalup, City of	6	6	0	0	0
Justice, Department of	9	9	0	0	0
Kalamunda, Shire of	1	0	1	0	0
Land Information, Department of	2	1	1	0	0
Lotteries Commission	1	1	0	0	0
Main Roads Western Australia	2	0	2	0	0
Mandurah, City of	2	2	0	0	0
Manjimup, Shire of	2	0	2	0	0
Melville, City of	4	4	0	0	0

Agency	OUTCOME				
	Requests Received	Decision Confirmed	Decision Varied	Decision Reversed	Withdrawn
Midwest and Murchison Health Region	2	2	0	0	0
Minister for Local Government and Regional Development; Heritage; The Kimberley, Pilbara and Gascoyne	1	1	0	0	0
Murray, Shire of	0	1	0	0	0
Northam, Shire of	1	1	0	0	0
Nurses Board of Western Australia	1	1	0	0	0
Perth, City of	2	1	1	0	0
Planning and Infrastructure, Department for	6	5	0	0	1
Police Force of Western Australia	23	20	3	0	0
Premier and Cabinet, Department of the	5	5	0	0	0
Public Sector Standards Commissioner, Office of the	2	2	0	0	0
Public Transport Authority	3	1	1	1	0
Rockingham, City of	2	2	0	0	0
Royal Perth Hospital	1	0	0	0	0
Sir Charles Gairdner Hospital, North Metropolitan Health Service	1	1	0	0	0
South West Development Commission	1	1	0	0	0
Stirling, City of	1	0	1	0	0
Swan, City of	1	1	0	0	0
Swan Health Service	2	1	1	0	0
Tourism Commission	1	1	0	0	0
Treasury and Finance, Department of	2	2	0	0	0
Victoria Park, Town of	1	1	0	0	0
Wanneroo, City of	1	0	0	1	0
Water Corporation	5	2	3	0	0
West Coast College TAFE	0	0	0	0	1
Workers' Compensation & Rehabilitation Commission (WorkCover)	2	2	0	0	0
<b>Total</b>	<b>167</b>	<b>124</b>	<b>37</b>	<b>3</b>	<b>3</b>

**TABLE 15**  
**REQUESTS FOR AMENDMENT OF PERSONAL INFORMATION**

Agency	Received	Amended	Not Amended	Amended (but not as Requested)	Withdrawn
Bassendean, Town of	1	0	0	1	0
Community Development, Department for	8	0	6	2	0
Fremantle Hospital and Health Service	3	3	0	0	0
Graylands Selby-Lemnos and Special Care Health Service	1	0	1	0	0
Health, Department of	1	0	0	0	0
Health Review, Office of	1	0	0	1	0
Housing and Works, Department of	1	0	1	0	0
Justice, Department of	1	0	1	0	0
Sir Charles Gairdner Hospital, North Metropolitan Health Service	4	2	0	2	0
South West Health Service	2	2	0	0	0
<b>Total</b>	<b>23</b>	<b>7</b>	<b>9</b>	<b>6</b>	<b>0</b>

**TABLE 16**  
**INTERNAL REVIEW RE: AMENDMENT OF PERSONAL INFORMATION**

Agency	Applications	Confirmed	Varied	Reversed	Withdrawn
Sir Charles Gairdner Hospital, North Metropolitan Health Service	1	1	0	0	0
Housing and Works, Department of	1	1	0	0	0
Graylands Selby-Lemnos and Special Care Health Service	1	1	0	0	0
Community Development, Department for	4	2	2	0	0
<b>Total</b>	<b>7</b>	<b>5</b>	<b>2</b>	<b>0</b>	<b>0</b>

**TABLE 17**  
**FEES AND CHARGES CALCULATED BY AGENCIES**

Agency	Application Fees Collected	AMOUNT OF CHARGES	
		Reduced or Waived	Collected
Acacia Prison	\$30	\$0	\$0
Agriculture, Department of	\$360	\$0	\$237
Albany, City of	\$150	\$0	\$0
Alcohol & Drug Authority (Next Step)	\$30	\$0	\$0
Armadale, City of	\$90	\$0	\$0
Ashburton, Shire of	\$30	\$0	\$55
Attorney General; Minister for Health; Electoral Affairs	\$270	\$0	\$0
Augusta-Margaret River, Shire of	\$120	\$0	\$0
Bassendean, Town of	\$150	\$0	\$0
Bayswater, City of	\$30	\$0	\$0
Belmont, City of	\$30	\$60	\$22
Bunbury, City of	\$90	\$0	\$24
Busselton, Shire of	\$480	\$0	\$809
Cambridge, Town of	\$60	\$2	\$15
Canning, City of	\$90	\$0	\$389
Chittering, Shire of	\$30	\$0	\$300
Claremont, Town of	\$150	\$0	\$10
Cockburn, City of	\$330	\$0	\$101
Community Development, Department for	\$720	\$0	\$0
Conservation and Land Management, Department of	\$390	\$30	\$390
Conservation Commission of Western Australia	\$30	\$0	\$0
Consumer and Employment Protection, Department of	\$3,900	\$94	\$299
Cottesloe, Town of	\$60	\$0	\$52
Culture and the Arts, Department of	\$30	\$0	\$0
Curtin University of Technology	\$60	\$90	\$0
Deputy Premier; Treasurer; Minister for Energy	\$120	\$0	\$120
Disability Services Commission	\$60	\$0	\$0
East Fremantle, Town of	\$90	\$0	\$0
East Perth Redevelopment Authority	\$60	\$0	\$0
Edith Cowan University	\$60	\$0	\$0
Education and Training, Department of	\$480	\$0	\$480
Education Services, Department of	\$33	\$0	\$0
Electricity Corporation (Trading as Western Power Corporation)	\$450	\$60	\$0
Environmental Protection, Department of	\$1,525	\$0	\$0
Fire and Emergency Services Authority	\$1,438	\$120	\$922
Fisheries, Department of	\$120	\$0	\$0
Forest Products Commission	\$90	\$0	\$115
Fremantle, City of	\$480	\$11	\$236

STATISTICAL TABLES continued

Agency	Application Fees Collected	AMOUNT OF CHARGES	
		Reduced or Waived	Collected
Fremantle Port Authority	\$60	\$0	\$0
Gingin, Shire of	\$30	\$0	\$30
Gosnells, City of	\$60	\$0	\$60
Graylands Selby-Lemnos and Special Care Health Service	\$30	\$0	\$0
Great Southern Health Region	\$0	\$120	\$0
Harvey, Shire of	\$90	\$0	\$102
Health Department of Western Australia	\$990	\$0	\$901
Heritage Council of Western Australia	\$300	\$0	\$0
Housing and Works, Department of	\$630	\$252	\$1,048
Indigenous Affairs, Department of	\$90	\$0	\$0
Industry and Resources, Department of	\$4,110	\$286	\$3,344
Insurance Commission of Western Australia	\$30	\$0	\$0
Jerramungup, Shire of	\$30	\$0	\$0
Joondalup, City of	\$780	\$0	\$352
Joondalup Health Campus	\$60	\$0	\$104
Justice, Department of	\$510	\$100	\$60
Kalamunda, Shire of	\$90	\$120	\$217
Kalgoorlie-Boulder, City of	\$60	\$0	\$0
Kimberley Health Region	\$165	\$0	\$0
Land Authority (LandCorp), Western Australian	\$180	\$0	\$0
Land Information, Department of	\$120	\$7	\$253
Local Government and Regional Development, Department of	\$120	\$60	\$0
Lotteries Commission	\$60	\$0	\$0
Main Roads Western Australia	\$630	\$200	\$66
Mandurah, City of	\$233	\$23	\$730
Manjimup, Shire of	\$150	\$0	\$0
Medical Board of Western Australia	\$180	\$0	\$180
Melville, City of	\$300	\$30	\$650
Merredin, Shire of	\$90	\$0	\$0
Minister for Consumer and Employment Protection; Indigenous Affairs; Minister assisting Minister for Public Sector Management	\$0	\$0	\$90
Minister for Education and Training	\$30	\$0	\$0
Minister for Housing & Works; Racing and Gaming; Government Enterprises; Land Information	\$60	\$0	\$0
Minister for Local Government and Regional Development; Heritage; The Kimberley, Pilbara and Gascoyne	\$90	\$0	\$0
Minister for Planning and Infrastructure	\$270	\$60	\$0
Minister for Police and Emergency Services; Justice; Community Safety	\$120	\$0	\$0
Minister for State Development	\$60	\$0	\$0
Minister for the Environment	\$210	\$0	\$0
Minister for Tourism; Small Business; Sport and Recreation; Peel and the South West	\$60	\$0	\$0
Mundaring, Shire of	\$90	\$0	\$0

Agency	Application Fees Collected	AMOUNT OF CHARGES	
		Reduced or Waived	Collected
Murdoch University	\$30	\$0	\$0
Murray, Shire of	\$150	\$0	\$0
Nedlands, City of	\$210	\$0	\$0
Northam, Shire of	\$30	\$0	\$80
Nurses Board of Western Australia	\$30	\$0	\$0
Perth, City of	\$300	\$148	\$1,176
Pilbara and Gascoyne Health Region	\$30	\$0	\$0
Planning and Infrastructure, Department of	\$4,170	\$900	\$205
Police Force of Western Australia	\$25,560	\$70	\$10,016
Port Hedland Port Authority	\$30	\$0	\$0
Premier and Cabinet, Department of the	\$810	\$0	\$0
Psychologists Registration Board of WA	\$30	\$0	\$0
Public Sector Standards Commissioner, Office of the	\$120	\$0	\$0
Public Transport Authority	\$270	\$0	\$0
Racing, Gaming and Liquor, Department of	\$120	\$0	\$0
Rockingham, City of	\$390	\$0	\$163
Rockingham/Kwinana Health Service	\$0	\$30	\$0
Rottnest Island Authority	\$150	\$0	\$0
Royal Perth Hospital	\$90	\$0	\$0
Sir Charles Gairdner Hospital, North Metropolitan Health Service	\$240	\$0	\$0
South West Development Commission	\$90	\$130	\$0
South West Health Service	\$120	\$0	\$0
Sport & Recreation, Department of	\$60	\$0	\$0
State Supply Commission	\$60	\$0	\$0
Stirling, City of	\$606	\$24	\$0
Subiaco, City of	\$90	\$0	\$172
Swan, City of	\$413	\$0	\$595
Tourism Commission	\$90	\$0	\$0
Treasury and Finance, Department of	\$420	\$0	\$0
University of Western Australia, The	\$0	\$0	\$174
Victoria Park, Town of	\$30	\$0	\$0
Victoria Plains, Shire of	\$30	\$0	\$66
Vincent, Town of	\$180	\$0	\$0
Wanneroo, City of	\$210	\$0	\$0
Water Corporation	\$270	\$0	\$0
West Coast College TAFE	\$0	\$0	\$45
Women and Children's Health Service	\$90	\$0	\$78
Workers' Compensation & Rehabilitation Commission (WorkCover)	\$90	\$0	\$0
Yilgarn, Shire of	\$0	\$0	\$33
<b>Total</b>	<b>\$59,492</b>	<b>\$3,028</b>	<b>\$25,567</b>

Note: Agencies which did not collect application fees or impose charges are omitted.

**TABLE 18**  
**REASONS FOR REDUCTION OF CHARGES**

Reasons for Reduction	No.	(%)
Impecunious	13	5.73%
Pensioner	12	5.29%
Other	202	88.99%
<b>Total</b>	<b>227</b>	<b>100.00%</b>



## FURTHER INFORMATION

For any further information on the Office of the Information Commissioner's role and functions, please contact the office at:

12th floor, St Martin's Tower  
44 St George's Terrace  
PERTH WA 6000

PO Box Z5386  
St George's Terrace  
PERTH WA 6831

Tel: (08) 9220 7888  
1800 62 1244 (Free call - WA Country regions)  
Fax: (08) 9325 2152

E-mail: [info@foi.wa.gov.au](mailto:info@foi.wa.gov.au)  
Home Page: <http://www.foi.wa.gov.au>

This page has been left blank intentionally.