

# **OFFICE OF THE INFORMATION COMMISSIONER**

WESTERN AUSTRALIA

## **NINTH ANNUAL REPORT 2002**

PRESENTED TO BOTH HOUSES  
OF PARLIAMENT



GOVERNMENT OF WESTERN AUSTRALIA

DEAR MR PRESIDENT  
DEAR MR SPEAKER

In accordance with the provisions of the *Financial Administration and Audit Act 1985* and the *Freedom of Information Act 1992*, I submit my report for the year ended 30 June 2002.

This is the ninth annual report of the Office of the Information Commissioner and has been prepared in compliance with the provisions and reporting requirements of both Acts.

A handwritten signature in cursive script, reading "B. Keighley-Gerardy".

B KEIGHLEY-GERARDY  
INFORMATION COMMISSIONER  
15<sup>th</sup> October 2002

# CONTENTS

<b>1. Foreword .....</b>	<b>3</b>
<b>2. Report on Operations.....</b>	<b>7</b>
■ Legislation and Mission Statement.....	8
■ External Review .....	10
■ External review Outcomes.....	13
■ Advice and Awareness .....	18
■ Administration .....	23
<b>3. Key Performance Indicators .....</b>	<b>26</b>
<b>4. Financial Statements .....</b>	<b>32</b>
<b>5. Statistical Tables—</b>	
<b>Applications to Agencies and Outcomes.....</b>	<b>52</b>

This page has been left blank intentionally.

# FOREWORD

This page has been left blank intentionally.

## FOREWORD



*Bronwyn Keighley-Gerardy*

This is my ninth report to Parliament on the operation of the *Freedom of Information Act 1992* in Western Australia. Early difficulties associated with the “settling-in” period of the legislation have abated and the total number of requests has steadily increased each year with overall positive outcomes as shown by the figures on page 5. The fact that the legislation appears to be working successfully in this State may explain the reluctance of governments to introduce changes to make the FOI Act more effective and to further the objects of FOI. None of the legislative changes, which I have identified in my last eight reports as being desirable, has progressed beyond the preliminary discussion or consultation stage. None has been accorded any kind of priority in the legislative timetable and meaningful changes, whether to the substantive sections of the FOI Act or to the merely procedural ones, remain a distant hope of mine.

In 2001/02, there was an increase in the number of complaints to me about refusals of access. A significant number of those complaints involved applicants seeking access to personal information about other people. Agencies have consistently denied applicants access to personal information about other people, whether they be strangers, relatives, neighbours or public officials in the interests of protecting privacy.

I have found such decisions to be justified under the strict terms of the FOI Act. However, there has not been any public discussion about whether personal information that is already in the public domain or known to the applicant because of some prior association should be given the same level of protection as personal information which is not so well known. I remain hopeful that the prospect of privacy legislation to work in conjunction with FOI will provide an opportunity for these matters to be considered further.

The giving of proper reasons for a decision is an important part of administrative law and FOI. When inadequate or insufficient reasons are given by an agency and it is not apparent to me on the face of the documents that they are or should be exempt, I have adopted the approach of requiring the agency concerned to provide written reasons within one week. This is consistent with s.102(1) of the FOI Act, which places the burden of proof on an agency. I do not consider that the determination of an applicant’s rights should be delayed by an agency seeking legal advice “at the eleventh hour” as some have tried to do.

In the course of dealing with complaints, I have closely scrutinised the notices of decisions given to applicants, which contain reasons for refusal. There is no doubt that some agencies provide clear and concise reasons. For example, over the years there has been an improvement in the reasons given by the Police Force of Western Australia. The FOI procedures and decisions of the Department of Indigenous Affairs, the Department of Justice and the City of Perth are examples of agencies that consistently comply with legislative requirements. In contrast, inadequate reasons and poor notices of decision have been given by smaller agencies who receive few requests. After nine years, I consider any failure of this kind to be a breach of duty. I will bring future occurrences to the attention of relevant chief executive officers and, as appropriate, the relevant Minister, and then report in my Annual Report.

There have also been some complaints made to me about a lack of assistance from agencies. However, my investigations have not substantiated those complaints nor have they discovered any “deliberate” attempts by the agencies concerned to frustrate applicants seeking to use the FOI Act. Rather, my investigations indicate either a misunderstanding about the kinds of documents requested, or applicants with unreasonable expectations about what the FOI Act can actually deliver to them in terms of access to documents.

In order to use FOI successfully, an applicant must be able to describe or identify the particular document to which he or she seeks access. If an applicant does not know or understand how government agencies keep and maintain records, he or she is likely to make an ill-defined and very broad request. The obvious starting point for an applicant is the relevant agency’s Information Statement and internal manuals, which must be made available for inspection or purchase by members of the public. Officers of agencies also have a duty to assist an applicant to make a proper application that complies with the FOI Act. That means that officers dealing with access applications should be able to describe their own agency’s record holdings with enough particularity to enable an applicant to say “Yes, that’s the document I want.”

A recent development in public sector management, which should improve FOI in the long term, is the requirement in the *State Records Act 2000* for agencies to prepare Recordkeeping Plans. Both the FOI Act and the State Records Act require a more disciplined and structured approach to the keeping of government records. As a State Records Commissioner, I consider that there is scope for some rationalization of these legislative requirements to minimise compliance costs for agencies. The process of preparing a Recordkeeping Plan is an ideal opportunity for agencies to think strategically about record management issues. For example, most records must be classified in some way for the purpose of a Retention and Disposal Schedule as part of an agency's Recordkeeping Plan. When records are being classified for that purpose, they could also be classified for FOI purposes as being personal or non-personal records and either routine or sensitive with restricted access. If this approach were to be adopted by agencies then, over time, both access procedures and the administration of FOI would benefit.

Another way of ensuring that the public has access to the information it needs to effectively use FOI is for agencies to publish Information Statements, internal manuals and, in time, approved Recordkeeping Plans on the Internet. This year, I conducted a preliminary examination of the web sites of 23 State Government agencies and 5 local authorities and assessed the level of information about records, record-keeping, FOI, and the internal policies and practices of agencies available to the public through the Internet. The results are summarised as follows:

	<b>State Government</b>	<b>Local Government</b>
<i>Number with Information Statements on the Internet</i>	11	1
<i>Number with at least some information about FOI on the Internet</i>	13	1
<i>Number with some internal manuals published on the Internet</i>	23	5

Some websites were more informative and “user friendly” than others, and the best of those examined from an FOI point of view are considered to be:

- Police ([www.police.wa.gov.au](http://www.police.wa.gov.au))
- Justice ([www.justice.wa.gov.au](http://www.justice.wa.gov.au))
- Health ([www.health.wa.gov.au](http://www.health.wa.gov.au))
- City of Joondalup ([www.joondalup.wa.gov.au](http://www.joondalup.wa.gov.au))
- Mineral and Resources Development ([www.dme.wa.gov.au](http://www.dme.wa.gov.au))

Although an agency may not have information about FOI online, it may have FOI practices and procedures in place, which inform people about their rights under the legislation and which assist people to access documents. It is difficult to know whether the documents available online represent all of the internal manuals required to be published under Part 5 of the FOI Act and agencies may have other arrangements in place which facilitate inspection of Information Statements and internal manuals, rather than publishing these on the Internet. Some enhancements have been made to the web-sites of the agencies since the preliminary survey and I intend to monitor the use made of this medium as more information is made available to the public online.

Finally, to ensure agencies are aware of their responsibilities under the FOI Act, more detailed reviews of the FOI practices in selected agencies are planned for the coming year.

### ***The operation of my office***

I have continued to pursue measures within my office to maximise efficiency and the achievement of outcomes in a timely manner. Electronic communications with agencies has been adopted wherever possible for general correspondence, both with respect to advice as well as dealings with agencies during external review, subject to agreement with those agencies beforehand.

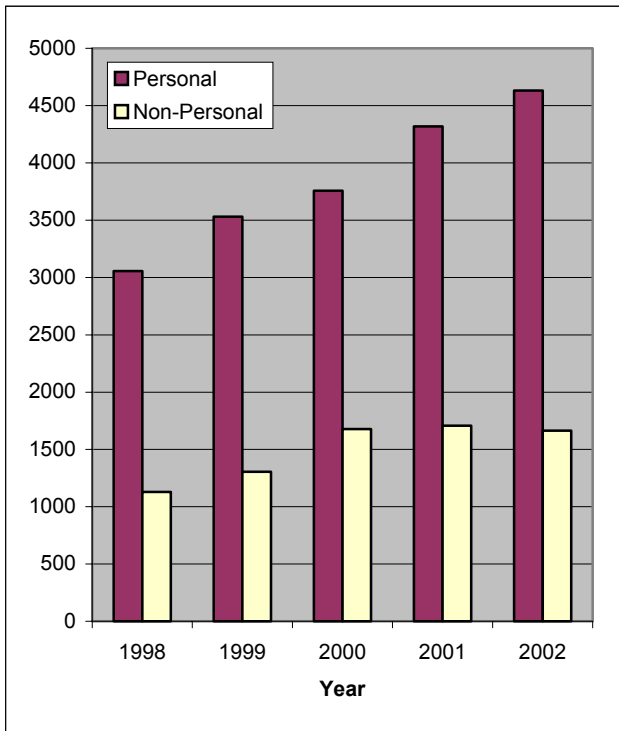
Benefits in timeliness have been realised, as reflected in a reduction in time taken to finalise matters before me for external review which, together with a streamlining of procedures and the implementation of a restructure referred to last year, has reduced costs.

Further detail on the provision of information to the public and agencies, via our website, and use of electronic communications is provided in this annual report. I wish to express my appreciation to the dedicated team in my office who have all contributed to the completion of another successful year.



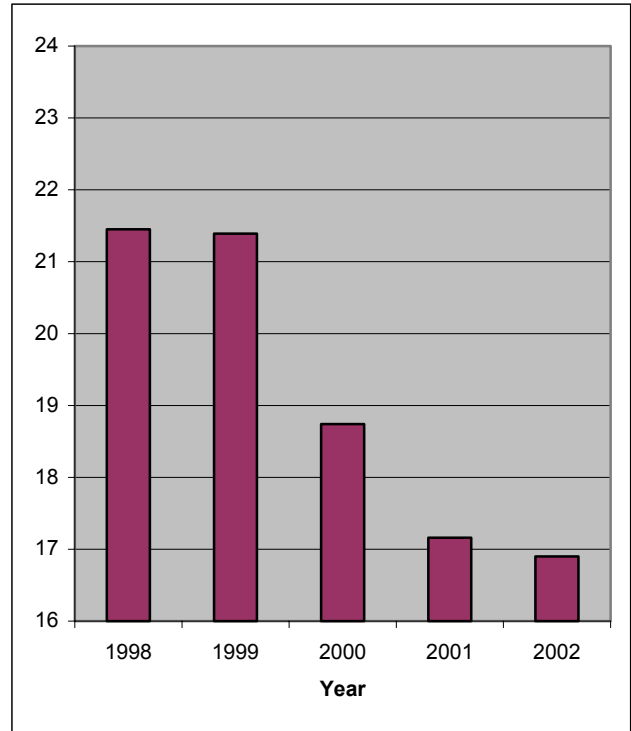
**FIGURE 1**

**Number of Applications Decided—All Agencies**



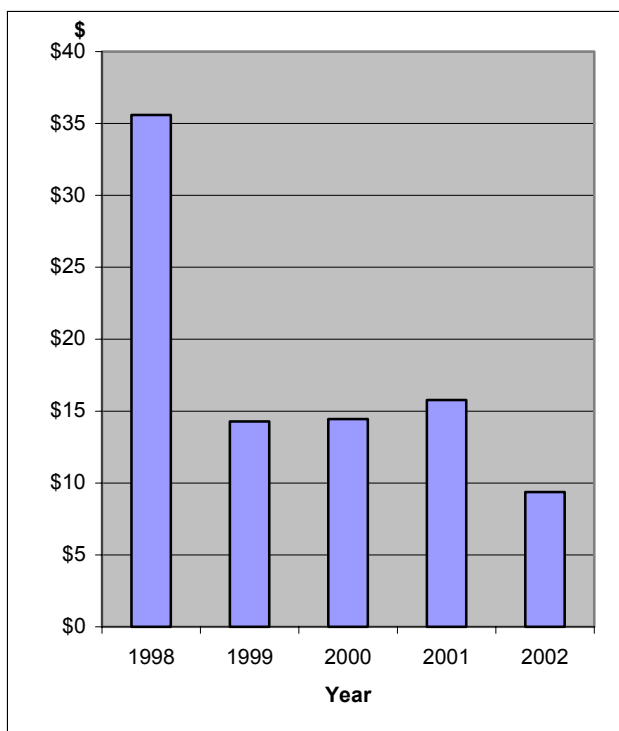
**FIGURE 2**

**Average Days Taken to Deal with Applications – All Agencies**



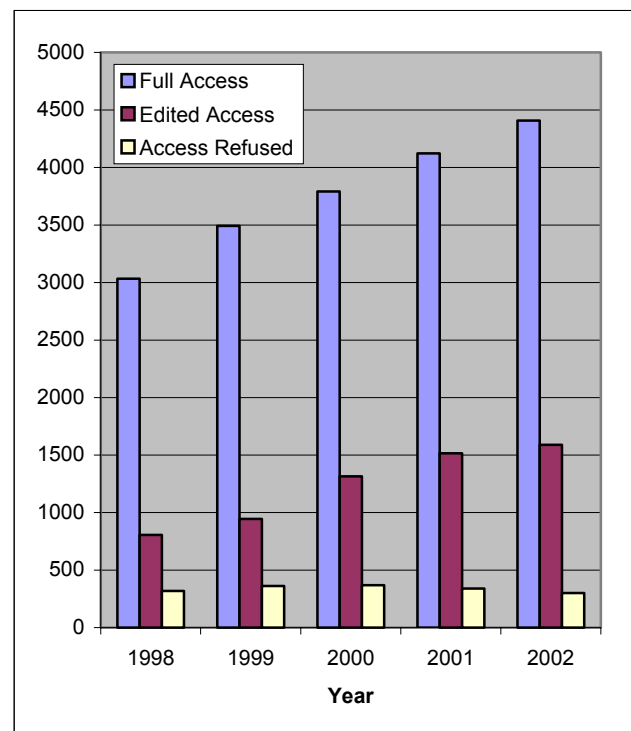
**FIGURE 3**

**Average Charges Imposed —All Agencies (\$)**



**FIGURE 4**

**Outcome of Decisions—All Agencies**



This page has been left blank intentionally.

# REPORT ON OPERATIONS

**LEGISLATION AND MISSION STATEMENT**

The position of Information Commissioner is constituted under s.55(1) of the *Freedom of Information Act 1992* and the occupant is directly accountable to Parliament for the performance of statutory functions prescribed by the Act. I was appointed on 1 July 1993 and reappointed on 31 October 2000. The Attorney General is the Minister responsible for the legislation.

The main function of the position is to provide independent external review of agency decisions by dealing with complaints about decisions made by agencies under the Act. Other responsibilities, as prescribed by the Act, include:

- (i) ensuring that agencies are aware of their responsibilities under the Act [s.63(2)(d)];
- (ii) ensuring members of the public are aware of the Act and their rights under it [s.63(2)(e)];
- (iii) providing assistance to members of the public and agencies on matters relevant to the Act [s.63(2)(f)]; and
- (iv) recommending to Parliament legislative or administrative changes that could be made to help the objects of the Act be achieved [s.111(4)].

The Mission Statement and desired outcome reflect the functions and the broad ideals of openness, accountability and responsibility behind the FOI legislation.

<b>MISSION</b>
Public understanding and confidence in the decision-making process of government agencies through access to relevant information

**DESIRED OUTCOME**

Access to documents and observance of processes in accordance with the *Freedom of Information Act 1992*.

The Office of the Information Commissioner provides an FOI complaint mechanism and advisory service which is independent, objective and fair, and which balances the competing needs of applicants, agencies and Parliament, subject to the requirements and processes prescribed in the Act. The Information Commissioner has a statutory duty to undertake these functions and the office accordingly has two outputs – Resolution of Complaints (External Review) and Advice and Awareness.

The following principles or values are part of the corporate philosophy of the office.

- Being accepted by participants as an independent and impartial review authority.
- Being recognised by agencies as a model of “best practice” for the FOI complaint review process.
- Serving as an example to agencies of accountability and responsibility.

**RELEVANT LEGISLATION**

*Freedom of Information Act 1992*  
*Freedom of Information Regulations 1993*  
*Freedom of Information Amendment Regulations 1994*

**CONTACT DETAILS**

ADDRESS:	Telephone: (08) 9220 7888; 1800 62 1244 (Toll free)
Level 21, Exchange Plaza	Facsimile: (08) 9325 2152
2 The Esplanade	E-mail: <a href="mailto:info@foi.wa.gov.au">info@foi.wa.gov.au</a>
Perth WA 6000	Home Page: <a href="http://www.foi.wa.gov.au">http://www.foi.wa.gov.au</a>

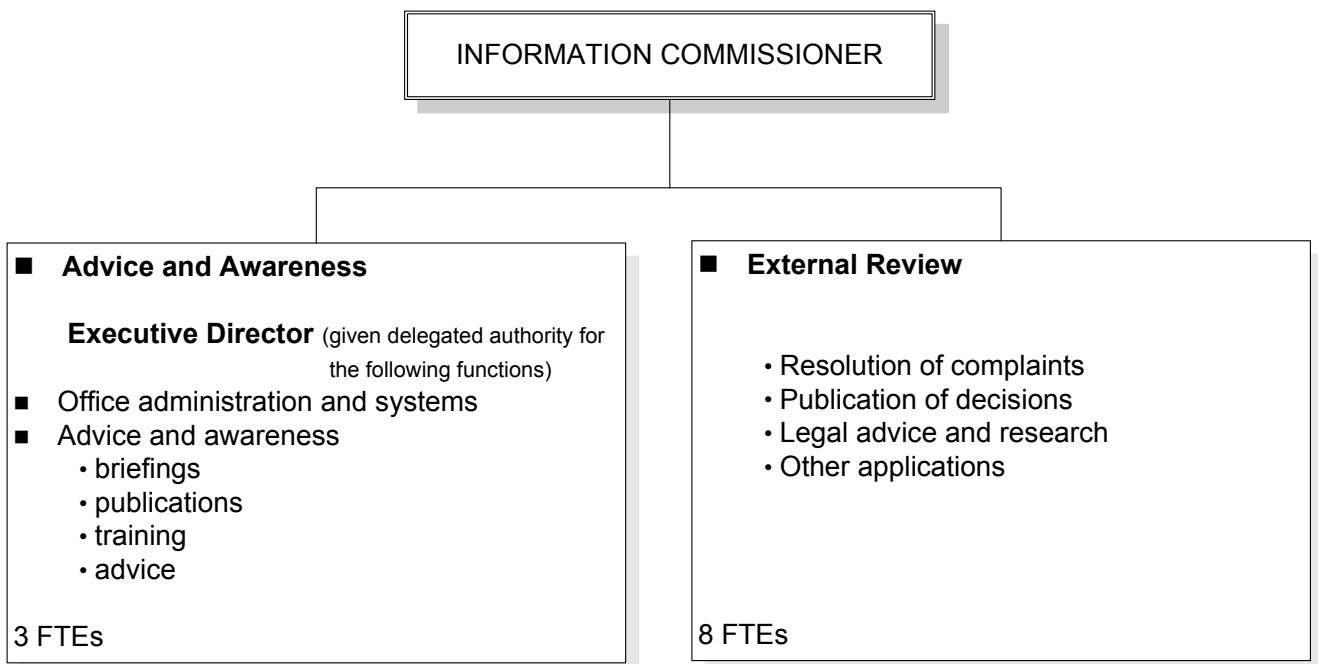
**STAFF**

Staff are appointed to assist me and new appointees must take an oath or affirmation, administered by me, prior to commencing their duties. The office is structured based on two separate outputs, which ensures that the independence and integrity of the external review process is maintained.



*Back row L to R: Rachel Crute, Legal Officer (Research & Investigations); Tim Kennedy, Senior Legal Officer; Tony Pruyn, Senior Investigations Officer; Kim Bracknell, Information Services Manager; Bruce Denham, Executive Director.  
Front row L to R: Sylvie de Laroche, Personal Assistant; Anne Marshall, Legal Officer; Grace Grandia, Advisory/Projects Officer; Michelle Painter, Administrative Assistant.  
Absent: Vivien Hillyard, Investigations Officer.*

**OFFICE STRUCTURE**



## EXTERNAL REVIEW

The external review output deals with complaints lodged by access applicants and third parties against decisions made by agencies and certain other applications. It emphasises informal resolution processes such as negotiation and conciliation where appropriate, and includes determinative functions which may involve more formal processes. The review function is designed to be as speedy, accessible and informal as possible. A policy decision was made to avoid adopting too legalistic or technical an approach to external review, but at the same time, recognising that it is necessary and desirable to conform with statutory requirements, the principles of administrative law and acceptable standards of practice for merit review.

### EXTERNAL REVIEW APPLICATIONS

A total of 222 applications for external review were received in 2001/2002 (165 in 2000/2001). Table 1 indicates the kinds of applications received.

**TABLE 1: APPLICATIONS RECEIVED BY THE INFORMATION COMMISSIONER**

APPLICATIONS FOR EXTERNAL REVIEW	NUMBER
Complaints (including informal/invalid)	188
Section 66(4) application	13
Section 66(6) application	2
Sections 66(4) and 66(6) application	2
Application for waiver of requirement to consult	3
Application for reduction of time	9
Application for extension of time	3
Request for destruction certificate	2
<b>TOTAL</b>	<b>222</b>

### COMPLAINTS

Complaints may be made in respect of an agency's decision to:

- refuse access to documents;
- give access to documents;
- give access to edited copies of documents;
- refuse to deal with access applications;
- defer giving access to documents;
- apply section 28 of the Act;
- impose a charge or require the payment of a deposit; or
- not to amend personal information or make a notation as requested.

During the year, 188 such complaints were received, compared with 129 in 2000/2001. Table 2 indicates the number of complaints and the agencies concerned.

**TABLE 2: COMPLAINTS RECEIVED**

AGENCY	COMPLAINTS	INVALID/ INFORMAL	TOTAL	AGENCY	COMPLAINTS	INVALID/ INFORMAL	TOTAL
Agriculture, Department of	1	2	3	Busselton, Shire of	3		3
Armadale Health Service	1		1	Central Metropolitan College of TAFE	1		1
Armadale, City of	1		1	Cockburn, City of	1		1
Attorney General; Minister for Justice and Legal Affairs; Peel and the South-West	1		1	Community Development, Department of	4	2	6
Bassendean, Town of	1		1	Conservation, Department of	1		1
Bunbury Health Service	1	3	4	Consumer and Employment Protection, Department of	1		1
Bunbury, City of	1		1	Curriculum Council	1		1

AGENCY	COMPLAINTS	INVALID/ INFORMAL	TOTAL
Curtin University of Technology	3		3
Education, Department of	2	1	3
Electricity Corporation (trading as Western Power)	1		1
Energy, Office of	1		1
Environmental Protection, Department of	2		2
Esperance Port Authority	1		1
Finance Brokers Supervisory Board		1	1
Fire and Emergency Services Authority		1	1
Fremantle Hospital	1		1
Fremantle Port Authority	1		1
Gosnells, City of	1	1	2
Graylands Selby Lemnos and Special Care Health Services	5	4	9
Health, Department of	4		4
Housing and Works, Department of	1	2	3
Indigenous Affairs, Department of	1		1
Industry and Technology, Department of	1		1
Insurance Commission of Western Australia	4	1	5
Joondalup, City of	1		1
Joondalup Health Campus		1	1
Justice, Department of	5	22	27
King Edward Memorial and Princess Margaret Hospitals	4	1	5
Land Administration, Department of	1		1
Land Authority (LandCorp), Western Australian	1	1	2
Legal Aid Commission	1		1
Legal Practitioners Complaints Committee	3		3
Lower Great Southern Health Service		1	1
Mundaring, Shire of	1		1
Murdoch University	1		1
North Metropolitan Health Services	1		1
Nurses Board of Western Australia	1		1

AGENCY	COMPLAINTS	INVALID/ INFORMAL	TOTAL
Perth, City of	1		1
Planning and Infrastructure, Department of	3	1	4
Planning and Infrastructure, Minister for	1	1	2
Police Force of Western Australia	14	9	23
Premier and Cabinet, Department for the	1	1	2
Public Advocate, Office of the	1	1	2
Racing, Gaming and Liquor, Department of	1		1
Racing and Gaming; Government Enterprises; Goldfields-Esperance, Minister for		1	1
Real Estate and Business Agents Supervisory Board	1		1
Rockingham/Kwinana Health Service		1	1
Rottneet Island Authority	1		1
Royal Perth Hospital	1	2	3
Serpentine/Jarrahdale, Shire of	2	1	3
Sir Charles Gairdner Hospital	1		1
South Perth, City of	1		1
Stirling, City of	1		1
Subiaco, City of	1		1
Swan, City of	3		3
Totalisator Agency Board	1		1
Treasury and Finance, Department of	1		1
Trotting Association, Western Australian	4	1	5
Unknown or No Jurisdiction	1	5	6
Victoria Park, Town of	1	1	2
Vincent, Town of	1		1
Wanneroo, City of	1	2	3
Water Corporation	1		1
Western Australian Centre for Pathology and Medical Research (PathCentre), The	1		1
Western Australian Government Railways Commission	1		1
Western Australian Turf Club		1	1
WorkCover	1		1
<b>TOTAL</b>	<b>116</b>	<b>72</b>	<b>188</b>

**OTHER APPLICATIONS**

The other applications fell into the following categories:

- by access applicants or third parties for acceptance of complaints out of time pursuant to section 66(4) or without internal review pursuant to section 66(6), or for both of these reasons;
- by agencies for waiver of the requirement to consult with third parties when processing an application, pursuant to section 35;
- by agencies for extension, or by access applicants for reduction, of the permitted period of 45 days within which an agency must deal with an application (s.13(4) and s.13(5)); and by applicants for an extension of time for the agency to issue a decision in cases where it has not done so within the permitted period (s.13(7)); and
- by agencies for Commissioner’s certification to obliterate or remove information or to destroy a document, pursuant to section 48(3).

A detailed breakdown follows.

**TABLE 3: OTHER APPLICATIONS RECEIVED**

AGENCY	OUT OF TIME s.66(4)	NO INTERNAL REVIEW s.66(6)	BOTH s.66(4) & s.66(6)	WAIVER OF NEED TO CONSULT s.35	REDUCTION OF TIME s.13(4)	EXTENSION OF TIME s.13(5) & s.13(7)	REQUEST FOR DESTRUCTION CERTIFICATE s.48
Agriculture, Department of					1		
Armadale, City of	1						
Bayswater, City of	1						
Bunbury, City of						1	
Bunbury Health Service			1				
Busselton, Shire of		1					
Community Development, Department of						1	
East Fremantle, Town of	1						
Education, Department of					1		
Fire and Emergency Services Authority					1		
Graylands Selby-Lemnos and Special Care Health Services	1						
Justice, Department of	1						1
King Edward Memorial and Princess Margaret Hospitals	1						
Legal Practitioners Complaints Committee					1		
Main Roads Western Australia					1		
Mineral and Petroleum Resources, Department of					2		
Perth, City of			1				
Planning and Infrastructure, Department of	1						
Planning and Infrastructure, Minister for	1						
Police Force of Western Australia	1				1		
Premier and Cabinet, Department for the	1			3			
Royal Perth Hospital	2						
Sir Charles Gairdner Hospital	1						1
Trotting Association, Western Australian						1	
Vincent, Town of					1		
Wanneroo, City of		1					
<b>TOTAL</b>	<b>13</b>	<b>2</b>	<b>2</b>	<b>3</b>	<b>9</b>	<b>3</b>	<b>2</b>



## EXTERNAL REVIEW OUTCOMES

A total of 218 applications were finalised during the year. Table 4 shows the types of applications dealt with.

Tables 5 and 6 show details of the outcomes of the matters dealt with during the year.

A total of 46 complaints proceeded to a decision. Of those matters, the agency's decision was confirmed on 20 occasions; varied on 15 occasions; and set aside and substituted on 11 occasions.

In some cases, I will refer a matter to *Advice and Awareness* staff in order that the parties may be advised further as to their respective rights and obligations under the Act, or to enable preliminary enquiries to be made. This procedure often leads to a successful resolution of the matters. There were 70 applications resolved in this manner.

Pursuant to section 67(1)(b) of the Act, I decided not to deal with 26 complaints on the ground that they were either misconceived or lacking in substance.

**TABLE 4: APPLICATIONS DEALT WITH**

TYPE OF APPLICATION	NUMBER FINALISED
Complaints (including informal/invalid)	185
Application for extension of time	1
Application for reduction of time	9
Section 66(4) application	10
Section 66(6) application	3
Sections 66(4) and 66(6) application	1
Application for waiver of requirement to consult	2
Other matters	7
<b>TOTAL</b>	<b>218</b>

**TABLE 5: OUTCOME OF COMPLAINTS FINALISED**

AGENCY	CONCILIATED	PUBLISHED DECISION BY INFORMATION COMMISSIONER			DECLINED	RESOLVED BY ADVICE AND AWARENESS	TOTAL MATTERS FINALISED
		AGENCY DECISION CONFIRMED	AGENCY DECISION VARIED	AGENCY DECISION SET ASIDE AND SUBSTITUTED			
Agriculture, Department of						2	2
Armadale Health Services					1		1
Attorney General; Minister for Justice and Legal Affairs; Peel and the South-West				1			1
Bunbury Health Service						4	4
Bunbury, City of	1					1	2
Busselton, Shire of	2						2
Central Metropolitan College of TAFE	1						1
Channel 31 Community Educational Television Pty Ltd				1			1
Cockburn, City of		1					1
Commissioner for Public Sector Standards	1						1
Community Development, Department of	2		1			3	6

(cont...)

**TABLE 5: OUTCOME OF COMPLAINTS FINALISED (cont...)**

AGENCY	CONCILIATED	PUBLISHED DECISION BY INFORMATION COMMISSIONER			DECLINED	RESOLVED BY ADVICE AND AWARENESS	TOTAL MATTERS FINALISED
		AGENCY DECISION CONFIRMED	AGENCY DECISION VARIED	AGENCY DECISION SET ASIDE AND SUBSTITUTED			
Conservation, Department of	1						1
Consumer and Employment Protection, Department of			1				1
Curriculum Council	1						1
Curtin University of Technology	1	1			1		3
Education, Department of		2			1		3
Electricity Corporation (trading as Western Power)	1						1
Energy, Office of				1			1
Environmental Protection, Department of	2						2
Esperance Port Authority	1						1
Finance Brokers Supervisory Board						1	1
Fire and Emergency Services Authority						1	1
Fremantle Hospital and Health Service					1		1
Gosnells, City of			1			1	2
Graylands Selby-Lemnos and Special Care Health Service	2	3			1	4	10
Health, Department of	2			1	2		5
Heritage Council of Western Australia			1				1
Housing and Works, Department of		1				2	3
Indigenous Affairs, Department of	1						1
Industry and Technology, Department of		1					1
Insurance Commission of Western Australia	1				1	1	3
Joondalup Health Campus						1	1
Joondalup, City of				1			1
Justice, Department of	3	2				23	28
King Edward Memorial and Princess Margaret Hospitals	3	1				1	5
Land Administration, Department of	1						1
Land Authority (LandCorp), Western Australian				1		1	2
Legal Aid Commission		1					1
Legal Practitioners Complaints Committee	1	2					3
Lower Great Southern Health Service						1	1
Mundaring, Shire of				1			1
Murdoch University	1						1
North Metropolitan Health Service		1					1

TABLE 5: OUTCOME OF COMPLAINTS FINALISED (cont...)

AGENCY	CONCILIATED	PUBLISHED DECISION BY INFORMATION COMMISSIONER			DECLINED	RESOLVED BY ADVICE AND AWARENESS	TOTAL MATTERS FINALISED
		AGENCY DECISION CONFIRMED	AGENCY DECISION VARIED	AGENCY DECISION SET ASIDE AND SUBSTITUTED			
Nurses Board of Western Australia			1				1
Peppermint Grove, Shire of					1		1
Perth, City of			1				1
Planning and Infrastructure, Department for	2				1	1	4
Planning and Infrastructure, Minister for			1			1	2
Police Force of Western Australia	2	2			10	9	23
Potato Marketing Corporation of Western Australia			1				1
Premier and Cabinet, Department of the						1	1
Public Advocate, Office of the	1					1	2
Racing, Gaming and Liquor, Department of	1						1
Racing and Gaming; Government Enterprises; Goldfields-Esperance, Minister for					1		1
Real Estate and Business Agents Supervisory Board			1				1
Rockingham/Kwinana Health Service						1	1
Royal Perth Hospital		1				4	5
Serpentine/Jarrahdale, Shire of			2				2
Sir Charles Gairdner Hospital		1			1		2
South Perth, City of	1						1
Stirling, City of	1						1
Subiaco, City of	1						1
Swan, City of	1			1			2
Totalisator Agency Board					1		1
Treasury and Finance, Department of	1						1
Trotting Association, Western Australian			2	1	2	1	6
Turf Club, Western Australian						1	1
University of Western Australia	1		1	1			3
Victoria Park, Town of						1	1
Vincent, Town of	1						1
Wanneroo, City of			1			2	3
Water Corporation				1			1
Western Australian Centre for Pathology and Medical Research (PathCentre)					1		1
Workers' Compensation and Rehabilitation Commission (WorkCover)	1						1
<b>TOTAL</b>	<b>43</b>	<b>20</b>	<b>15</b>	<b>11</b>	<b>26</b>	<b>70</b>	<b>185</b>

**TABLE 6: PUBLISHED DECISIONS**

DECISION NUMBER	COMPLAINANT	RESPONDENT	DECISION DATE
D0242001	William Daly REED	The University of Western Australia	3/7/01
D0252001	Gordon Walliss INGLIS	Channel 31 Community Education Television Limited	23/7/01
D0262001	Rodney MUSULIN	Potato Marketing Corporation of Western Australia and Domenic DELLA VEDOVA and D Della & Sons Pty Ltd	7/8/01
D0272001	Gordon Walliss INGLIS	Curtin University of Technology	9/8/01
D0282001	Elizabeth Kaye MELVILLE	Heritage Council of Western Australia and "M"	21/8/01
D0292001	Katherine STOBIE	Department of Education	22/8/01
D0302001	William Daly REED	The University of Western Australia	23/8/01
D0312001	Gordon Walliss INGLIS	Department of Industry and Technology	6/9/01
D0322001	Barry Charles EBEDES	Office of Energy	7/9/01
D0332001	Ronald Patrick WIMBRIDGE	Department of Housing and Works	21/9/01
D0342001	Gordon Walliss INGLIS	Western Australian Trotting Association	27/9/01
D0352001	David Michael ARNOLD	Department of Justice	8/10/01
D0362001	Reiner Joseph PURE	Legal Aid Commission	8/10/01
D0372001	Mitchell SIDERIS	City of Joondalup and RANS Management Group Pty Ltd	10/10/01
D0382001	Gordon Walliss INGLIS	Western Australian Trotting Association	19/10/01
D0392001	Brent James STEWART	Western Australian Trotting Association	29/10/01
D0402001	Paul Gregory NIELD	Shire of Serpentine-Jarrahdale	9/11/01
D0412001	Catherine Anne DE MARCO	City of Gosnells	13/11/01
D0422001	Harry COHEN, Betty Rose COHEN and Margaret Anne LEVY	Real Estate and Business Agents Supervisory Board	16/11/01
D0432001	Gabrielle Maria JONES	Nurses Board of Western Australia	20/11/01
D0442001	Leonard Michael CLIFFORD	City of Perth	22/11/01
D0452001	Paul Gregory NIELD	Police Force of Western Australia	26/11/01
D0462001	Robert Charles EVANS	Graylands Selby-Lemnos and Special Care Health Services	30/11/01
D0012002	Paul Gregory NIELD	Shire of Serpentine-Jarrahdale	07/01/02
D0022002	John Duncombe FISCHER	Department of Education	07/01/02
D0032002	Lyle Albert BOWDEN	Legal Practitioners Complaints Committee	08/01/02
D0042002	Bartholemew John McGOVERN	Police Force of Western Australia	09/01/02
D0052002	Perth Radiation Oncology Centre	Department of Health	18/01/02
D0062002	"A"	Department of Justice	30/1/02
D0072002	"B"	Royal Perth Hospital	5/2/02
D0082002	Harry COHEN, Betty Rose COHEN and Margaret Anne LEVY	Department of Consumer & Employment Protection	22/2/02
D0092002	Margaret CARTWRIGHT	North Metropolitan Health Service	26/2/02
D0102002	John Peter GRLJUSICH	City of Cockburn	7/3/02
D0112002	Mark James NEILSON	City of Swan	8/3/02
D0122002	Geoff PENN	Shire of Mundaring	21/3/02
D0132002	"C"	Graylands Selby-Lemnos and Special Care Health Services	4/4/02
D0142002	"C"	Sir Charles Gairdner Hospital	4/4/02
D0152002	George Weston Foods Limited	Water Corporation	17/4/02

**TABLE 6: PUBLISHED DECISIONS (cont...)**

DECISION NUMBER	COMPLAINANT	RESPONDENT	DECISION DATE
D0162002	"B"	Graylands Selby-Lemnos and Special Care Health Services	18/4/02
D0172002	Separovich Nominees Pty Ltd	(1) Minister for Planning & Infrastructure (2) Western Australian Land Authority	13/5/02
D0182002	Rachel Lee RODEREDA	King Edward Memorial & Princess Margaret Hospitals	15/5/02
D0192002	Roger Stephen BECKETT	City of Wanneroo	30/5/02
D0202002	"D"	Department for Community Development	18/6/02
D0212002	Janet Vera RAKICH	The Legal Practitioners Complaints Committee	19/6/02
D0222002	Matthew John BIRNEY, MLA	Attorney General	21/6/02

- Decision number D0172002 decided two complaints because, where more than one complaint concerns the same parties and documents and similar issues, they may be dealt with in one decision.
- All published decisions are available on our web site at <http://www.foi.wa.gov.au>

**OTHER MATTERS**

There were 33 other applications finalised this year and these, together with the outcomes, are shown below.

**TABLE 7: OUTCOME OF OTHER MATTERS FINALISED**

Agency	Extension of Time		Reduction of Time		s.66(4)		s.66(6)		s.66(4) & (6)		Waiver of need to Consult		Other Matters	Total Matters Finalised
	A	C	R	W	R	R	R	A	D					
Agriculture, Department of			1											1
Armadale, City of					1									1
Bayswater, City of					1									1
Busselton, Shire of							1							1
East Fremantle, Town of						1								1
Education, Department of			1											1
Fire and Emergency Services Authority			1											1
Graylands Selby-Lemnos and Special Care Health Service						1								1
King Edward Memorial and Princess Margaret Hospitals						1								1
Legal Practitioners Complaints Committee				1	1									2
Main Roads Western Australia			1											1
Mineral and Petroleum Resources					2									2
Perth, City of									1					1
Planning and Infrastructure, Department for						1								1
Police Force of Western Australia				1	1									2
Premier and Cabinet, Department of the					1					1	1			3
Serpentine-Jarrahdale, Shire of													1	1
Sir Charles Gairdner Hospital						1								1
Trotting Association, Western Australian	1							1						2
Unknown or No Jurisdiction													6	6
Vincent, Town of			1											1
Wanneroo, City of							1							1
<b>TOTAL</b>	<b>1</b>	<b>5</b>	<b>4</b>	<b>3</b>	<b>7</b>	<b>3</b>	<b>1</b>	<b>1</b>	<b>1</b>	<b>1</b>	<b>1</b>	<b>7</b>	<b>7</b>	<b>33</b>

Key: A—Approved; C—Conciliated; W—Withdrawn; R—Refused; D—Denied

## APPEALS TO THE SUPREME COURT

One appeal from a decision by me, was filed with the Supreme Court of Western Australia during the year and determined by the Supreme Court in December 2001. In *CH31 Community Educational Television Ltd v Inglis* [2001] WASCA 405, the Supreme Court decided that Channel 31 Community Educational Television Ltd is not an agency for the purposes of the FOI Act 1992. As this decision was substituted for my decision, it followed that the respondent had no right of access to the documents concerned.

During 1999/2000, an appeal was lodged on a question of law arising out of the following decision by me:

*The University of Western Australia and Water Corporation* [2000] WAICmr 31.

This appeal (SJA1105 of 2000) was discontinued by order of the Registrar on 22 January 2002.

**TABLE 8: EXTERNAL REVIEW TARGETS AND OUTCOMES**

	TARGET	OUTCOME
Applications finalised	190	218
Satisfaction with review process	90%	86%
Average days to finalise matters	35	14
Cost per application	\$4,779	\$4,206

## ADVICE AND AWARENESS

The *Advice and Awareness* output is administered by the Executive Director by way of a formal delegation. Applicants and agencies are provided with assistance in exercising their respective rights and obligations and how to follow the correct processes for dealing with an application under the FOI Act. Policy development within agencies is encouraged so that the obligations placed on agencies by the FOI Act minimise the impact on their day-to-day operations. Many potential disputes are resolved informally with the assistance of my staff.

The output undertakes functions on my behalf, as follows:

- training courses for agency staff;
- the development of targeted workshops/seminars;
- provision of assistance, briefings and advice to agencies on the processes required by the FOI Act;
- visits to country regions;
- visits to and meetings with agencies or applicants in order to assist in resolving difficulties being experienced in dealing with FOI requests;
- responding to enquiries and requests for comment from the media;
- briefings to community groups;
- production of articles providing advice and guidance on the workings of the FOI Act;
- distribution of brochures to assist applicants;
- answering enquiries by e-mail, telephone or at the counter on a daily basis;
- dealing with general correspondence;
- maintenance of statistical data and other information to assist me in reporting to Parliament; and
- executive support for me including matters relating to the management and funding of the office.

## **TRAINING COURSES AND BRIEFINGS**

The Office is proactive in raising the awareness and understanding of the procedures and processes prescribed by the FOI Act. Apart from requests received for training or assistance, needs in the public sector are identified from a survey of agencies. Due to staff turnover, there is a periodic need by agencies for new staff to be briefed on the FOI process and their obligations. This is done by conducting special forums, briefings, seminars, or presentations to FOI Coordinators and decision-makers. These are conducted on an interactive basis, allowing for immediate response to questions and clarification of issues concerning FOI procedures and practices. The office provides a speaker in response to an invitation from any organisation requiring an explanation of the FOI process.

### **FOI Coordinator Workshops**

Workshops are now scheduled based on the level of demand and are conducted by the office, at no charge to the agency.

Seven one day FOI Coordinator workshops were held during the year. The course content has been revised and upgraded and introduces participants to the FOI legislation and the requirements which must be observed when processing and deciding an application. Participants have the opportunity to raise issues of concern and have the process explained to them in a practical way. Also participants meet staff of this office who they can contact should they require assistance when dealing with FOI requests. A manual is provided to each participant at the course, for future reference.

The practice introduced this year of having the training courses and workshops hosted by various State and local government agencies who have offered the use of a venue, has been very successful. We are grateful to those agencies as this results in costs being kept to a minimum, not only to this office, but also to agencies. Feedback from participants who attended the workshops is very positive.

A survey was conducted during the year to identify the FOI training needs of agencies. This will form the basis of next year's programme.

In previous years Municipal Training Services (MTS) provided periodic FOI Coordinator training for a fee, payable by agencies. We thank MTS for their past involvement.

### **FOI Processes and Decision-making Requirements**

General briefings are conducted to assist staff in agencies, including managers, to ensure their skill and knowledge of the FOI processes are up to date and of a high standard. The content includes reference to relevant decisions and interpretations of the FOI Act and precedents in published decisions by the Information Commissioner or Supreme Court. These briefings were very well received and were rated highly by participants and provided them with the opportunity to clarify any issues of concern in dealing with FOI requests, as well as establish contact with staff of my office who may be contacted for further advice in the future as the need arises.

An emphasis is placed on assisting agencies to minimise the impact of FOI on their day to day responsibilities, and to ensure that relevant staff are aware of options available under the Act to assist in this regard. An example this year was the seminar "Responding to Large Applications" held at the offices of the Eastern Metropolitan Regional Council, and attended by numerous other agencies. This provided guidance and practical advice to assist the process of liaison with applicants to reduce the scope of applications, and consequently save unnecessary time and work.

The table on the following page lists the main training events and other briefings held during the year.

**TABLE 9: FORMAL TRAINING AND PRESENTATIONS**

DATE	AUDIENCE
12 July 2001	Australian International College of Commerce – Paralegal Studies
2 August 2001	Fisheries Western Australia
22 August 2001	FOI Coordinators Workshop <i>Hosted by Valuer General's Office</i>
17 September 2001	Murdoch University
3 September 2001	FOI Coordinators Workshop <i>Hosted by Department of Minerals and Petroleum Resources</i>
16 September 2001	Valuer General's Office
20 September 2001	Officer of the Public Sector Standards Commissioner
27 November 2001	FOI Coordinators Workshop <i>Hosted by Shire of Busselton</i>
6 December 2001	Shire of Chittering
11 December 2001	FOI Coordinators Workshop <i>Hosted by Western Australian Trotting Association</i>
15 February 2002	Responding to Large Applications (for Decision-Makers) <i>Hosted by Eastern Metropolitan Regional Council</i>
27 February 2002	FOI Coordinators Workshop <i>Hosted by Rottneest Island Board</i>
1 March 2002	Delegation of Senior Chinese Civil Servants
11 March 2002	Acacia Prison
23 April 2002	FOI Coordinators Workshop <i>Hosted by City Of Bayswater</i>
30 April 2002	Curtin Health Information Management Students
21 June 2002	FOI Coordinators Workshop <i>Hosted by Department of the Premier and Cabinet</i>

**WEB SITE AND ELECTRONIC COMMUNICATIONS**

My web site ([www.foi.wa.gov.au](http://www.foi.wa.gov.au)) contains an extensive amount of information about the FOI process. The web site is structured into sections including, *What is FOI?* which describes the objects of the FOI Act; *Publications* which contains the FOI Act and Regulations; brochures and articles giving guidance on the FOI process and *Frequently Asked Questions (FAQ's)*. Of additional assistance are *guides* to some of the most frequently cited exemption clauses which aid in their understanding and what needs to be established when claiming the exemption. A further section *Need Help with FOI?* provides information for applicants, agencies and third parties. My role is described in the section *About the Information Commissioner*. A major section contains the *Decisions* made by me.

The web site search facilities have been enhanced allowing searches of my published decisions to be conducted in a variety of ways, such as searching by Agency or Complainant Name; by exemption clause or section of the FOI Act; by catchword, and many more. This is a valuable resource for agencies and members of the public to refer to my previous decisions and take note of the interpretation given to particular exemptions and sections of the FOI Act. Such ready

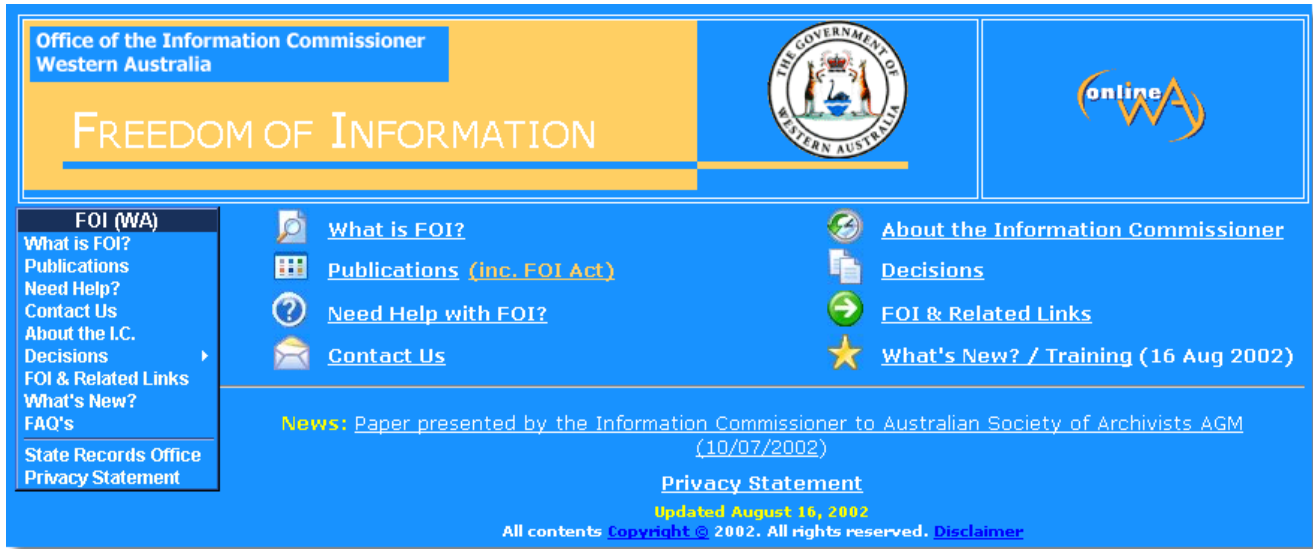


access to precedents contributes to a higher level of understanding and application of the legislation by decision-makers.

There are also links to other related web sites. A section containing *What's New / Training* contains the latest news and training information available. *Contact Us* provides address, telephone, facsimile and e-mail information.

Our web site has been praised for its user friendly links and the amount of information readily available. There have been over 1,000 visits to the site in recent months which illustrates a high level of interest in FOI generally; the process to follow in making an application; and in my published decisions. Any suggestions regarding the site or resources available online are welcome and appreciated: please send them to [info@foi.wa.gov.au](mailto:info@foi.wa.gov.au).

E-mail is utilised by the Office wherever possible. Data, such as annual statistics from agencies and responses from participants to surveys of satisfaction levels, is also obtained through this medium where possible or via forms which can be completed and submitted online via our website. A snapshot of the home page follows.



## DEALING WITH CERTAIN TYPES OF APPLICATIONS

Cases referred to Advice and Awareness staff by me requires the provision of assistance to either the complainant or the agency concerned, or both. In some cases advice is given as to their respective rights and obligations under the FOI Act. In others, preliminary enquiries are made to assist in continuing and finalising the application in accordance with the proper FOI process. The outcome of this practice is generally the successful resolution of the matters, and a reduction in the level of disputes or complaints at a later stage.

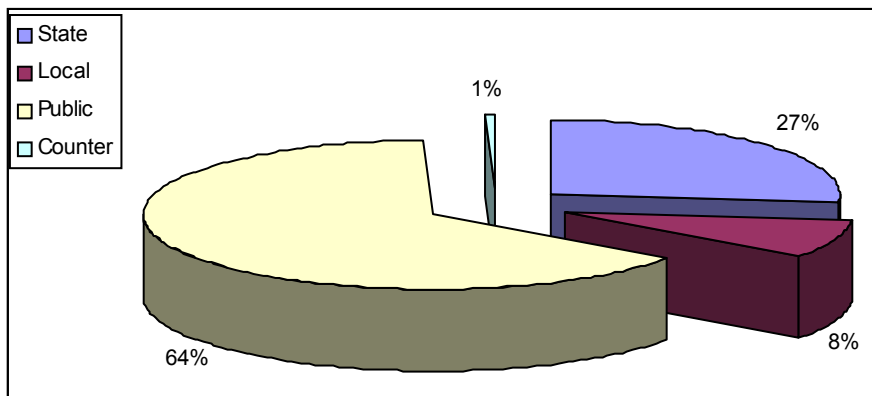
## TELEPHONE ENQUIRIES

There were 1,743 telephone calls and counter enquires received during the year. Approximately 65% of telephone calls received were from members of the public seeking advice on how to make an application, or to enquire about or confirm their review rights. The other 35% of telephone enquires were from officers of State and local government agencies seeking assistance in dealing with particular access applications or advice regarding other statutory obligations under the Act.

Overall, over half the time expended on telephone calls was spent advising agencies of the FOI process and responding to their enquiries.

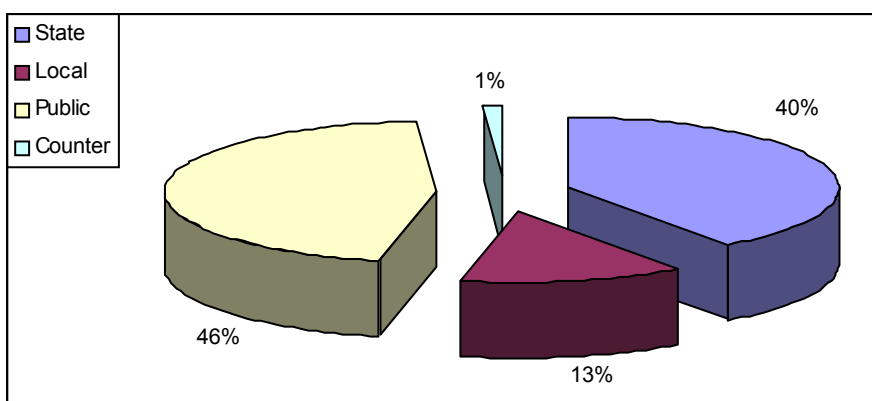
As indicated in the section describing the office web site, there is an increasing use of the site by enquirers, which appears to be reducing the need for correspondence and telephone enquiries.

**FIGURE 5: TOTAL CALLS**



State 465; local 146; public 1120; counter 12

**FIGURE 6: TOTAL TIME**



Time spent in minutes: State 3763; local 1239; public 4293; counter 107

**PUBLICATIONS**

A comprehensive brochure “Guidelines for using FOI in Western Australia” was published this year. The brochure incorporates three of the previous brochures into one and is a complete guide on FOI process to be followed. The brochure is also available on the web site and can be downloaded if required. Copies of the brochure are available from the office.

Guides to assist in the understanding and application of some of the most commonly used exemption clauses were published during the year. The guides dealt with: Clause 4(2), Clause 4(3), *Commercial or business information*; Clause 6, *Deliberative processes*; Clause 7, *Legal professional privilege*; and Clause 8, *Confidential communications*. The guides provide some of the grounds necessary to establish the exemption and are a valuable resource to both agencies and the public.

**TABLE 10: ADVICE AND AWARENESS TARGETS AND OUTCOMES**

	TARGET	OUTCOME
Number of applications	6700	6947
Client satisfaction with services	98%	98.5% (a)
Timeliness of return phone calls	same day	same day
Response time to written enquiries	2 days	1-2 days
Cost per application	\$60	\$56

(a) Previously annual surveys were administered to all state and local government agencies. The results indicated a consistently high level of satisfaction with the advisory services provided by the office, so in order to reduce the burden on agencies the survey is conducted every 2 years. It was conducted this year in early 2002.

## ADMINISTRATION

The functions required of the Information Commissioner have resulted in the development and delivery of a range of services to the public, agencies and Parliament:

- dispute resolution
- advice about the FOI Act and procedures
- copies of decisions made by the Information Commissioner
- access to agency Information Statements
- distribution of awareness raising and educational material
- talks and information sessions for community groups
- free call telephone line for country callers
- web site at <http://www.foi.wa.gov.au>
- telephone advisory service
- FOI training sessions
- specifically tailored meetings or advisory sessions for agencies
- advice and assistance to Members of Parliament and their electorate office staff regarding the FOI process
- Annual Report on the workings of the legislation

The Office has published its Customer Service Charter and Code of Conduct, which all staff are required to observe. Copies are available on request.

Performance Standards have been established to ensure that all staff undertake their duties in a manner that is a credit to the professional and independent status of the Office.

## STAFF CHANGES

There were no staff changes during the year.

## SUPPORT SERVICES

Corporate service support, consisting of financial and human resources services including workplace safety, disability services, equal employment and language services when required, is provided by the Department of Justice under a service agreement. Due to the small size of the office, human resource reporting requirements are met by the Department. The assistance provided by relevant staff of the Department of Justice is acknowledged and appreciated.

## COMPLIANCE WITH OTHER ACTS

The office complies with all legislative requirements and associated reporting requirements, including the *Occupational Health Safety and Welfare Act 1984*. No health or safety issues arose for attention and there were no lost time incidents or workers' compensation claims.

There was no expenditure incurred on advertising, market research polling, direct mail or media advertising activities during the year.

This page has been left blank intentionally.

# KEY PERFORMANCE INDICATORS

## OFFICE OF THE INFORMATION COMMISSIONER

### CERTIFICATION OF PERFORMANCE INDICATORS

I hereby certify that the performance indicators are based on proper records, are relevant and appropriate for assisting users to assess the Office of the Information Commissioner's performance and fairly represent the performance of the Office of the Information Commissioner for the financial year ended 30 June 2002.



T P KENNEDY  
ACTING INFORMATION COMMISSIONER  
14 August 2002

## KEY PERFORMANCE INDICATORS 2001/2002

- **DESIRED OUTCOME:** Access to documents and observance of processes in accordance with the *Freedom of Information Act 1992* (the Act).
- **DESCRIPTION:** The Office of the Information Commissioner provides a freedom of information (FOI) complaint mechanism and advisory service which is independent, objective and fair; and which balances the competing needs of applicants, agencies and Parliament, subject to the requirements and processes prescribed in the Act. The Information Commissioner has a statutory duty to undertake these functions and the office accordingly has two outputs – Output 1: Resolution of Complaints and Output 2: Freedom of Information Advice and Awareness.

When dealing with disputes, the objective is to avoid being unduly legalistic or formal in the way proceedings are conducted, which is the intent of the legislation. When a resolution by way of conciliation between the parties cannot be achieved, the Information Commissioner is required to make a determination by publishing a written decision with reasons.

Advice and Awareness activities also emphasise the spirit of the legislation and, wherever possible, agencies are either encouraged to release information outside the FOI process or, where necessary, follow the correct processes for dealing with an application under the Act. Policy development within agencies is encouraged so that the obligations placed on agencies under the Act have minimal effect on their day-to-day operations. Many potential disputes are also resolved informally with assistance from the office.

Therefore, the performance indicators of the office reflect the satisfaction of parties who utilise the services of the office, show the extent to which conciliation is achieved and measure efficiency by relating workload to costs.

## EFFECTIVENESS

		1998	1999	2000	2001	2002
Satisfaction of parties with the external review process	<b>Target</b>	-	90%	88%	87%	90%
	<b>Outcome</b>	88%	88%	86%	92%	86%

A survey of all 157 participants in the external review process was administered and 65% (102) responded by returning a completed questionnaire. The survey is administered immediately following finalisation of each review. The indicator shows the level of satisfaction with the review process, including the professionalism of our staff; the extent to which feedback was provided as matters proceeded; and the extent to which parties were given the opportunity to have input. The survey seeks the participants' views on whether there was an independent, objective and fair hearing with an emphasis on user-friendly processes which met their needs.

		1998	1999	2000	2001	2002
Satisfaction of agencies with advice and guidance provided	<b>Target</b>	-	100%	98%	98%	98%
	<b>Outcome</b>	97%	98%	98%	(a)	98.5%

(a) Survey is now conducted every 2 years

There is a range of advisory services encompassing publications, advice on request, Internet based services, briefings and workshops and formal presentations to agencies. Since the commencement of the FOI Act, surveys have been administered annually to all state and local government agencies. The trend has indicated a consistently high level of satisfaction with the advisory services provided by the office, so in order to reduce the burden on agencies, the survey is now conducted biennially.

		1998	1999	2000	2001	2002
The extent to which applications for external review were resolved by conciliation		75%	80%	70%	61%	60%

Conciliation is the preferred method of dispute resolution where possible, provided undue delay does not occur. This indicator shows the extent to which a conciliated outcome is achieved. The measure shows the percentage of cases where a complainant and other involved parties are satisfied with the conciliated result, and thus do not require a formal determination to be prepared and published by the Information Commissioner. A conciliated outcome has the benefit of avoiding an unduly legalistic approach and minimises the number of published decisions, thus minimising costs. The variation in the conciliation rate from year to year reflects fluctuations in the complexity of complaints and the extent to which parties choose to seek a published determination.

**KEY PERFORMANCE INDICATORS continued**

**EFFICIENCY**

*Output 1: Resolution of Complaints*

		1998	1999	2000	2001	2002
Average cost of external reviews finalised	<b>Budget</b>	-	\$4605	\$5044	\$3552	\$4779
	<b>Actual</b>	\$4800	\$4992	\$3380	\$5321	\$4206

This reflects the costs incurred in resolving complaints, which is reported in more detail in the annual report and in the WA Government annual budget statements for the Consolidated Fund. The variation in the actual and budget average cost is due primarily to fluctuations in the number of applications for external review received in particular financial years.

*Output 2: Advice and Awareness Services*

		1998	1999	2000	2001	2002
Average cost of advice and awareness per application lodged	<b>Budget</b>	-	\$75	\$86	\$75	\$60
	<b>Actual</b>	\$81	\$68	\$71	\$68	\$56

This indicator shows the average cost of advice and awareness services, for each application lodged with agencies across the public sector. Further detail about this output is also provided in the annual report and the published budget statements for the Consolidated Fund. The reduction in cost per application is due to steadily increasing numbers of applications from year to year, while rises in costs have been contained and, in recent years, reduced.





## AUDITOR GENERAL

To the Parliament of Western Australia

**THE OFFICE OF THE INFORMATION COMMISSIONER  
PERFORMANCE INDICATORS FOR THE YEAR ENDED JUNE 30, 2002**

**Matters Relating to the Electronic Presentation of the Audited Performance Indicators**

This audit opinion relates to the performance indicators of the Office of the Information Commissioner for the year ended June 30, 2002 included on the Office's web site. The Information Commissioner is responsible for the integrity of the Office's web site. I have not been engaged to report on the integrity of the Office's web site. The audit opinion refers only to the performance indicators named below. It does not provide an opinion on any other information which may have been hyperlinked to or from these performance indicators. If users of this opinion are concerned with the inherent risks arising from electronic data communications, they are advised to refer to the hard copy of the audited performance indicators to confirm the information included in the audited performance indicators presented on this web site.

**Scope**

I have audited the key effectiveness and efficiency performance indicators of the Office of the Information Commissioner for the year ended June 30, 2002 under the provisions of the Financial Administration and Audit Act 1985.

The Information Commissioner is responsible for developing and maintaining proper records and systems for preparing and presenting performance indicators. I have conducted an audit of the key performance indicators in order to express an opinion on them to the Parliament as required by the Act. No opinion is expressed on the output measures of quantity, quality, timeliness and cost.

My audit was performed in accordance with section 79 of the Act to form an opinion based on a reasonable level of assurance. The audit procedures included examining, on a test basis, evidence supporting the amounts and other disclosures in the performance indicators, and assessing the relevance and appropriateness of the performance indicators in assisting users to assess the Office's performance. These procedures have been undertaken to form an opinion as to whether, in all material respects, the performance indicators are relevant and appropriate having regard to their purpose and fairly represent the indicated performance.

The audit opinion expressed below has been formed on the above basis.

**Audit Opinion**

In my opinion, the key effectiveness and efficiency performance indicators of the Office of the Information Commissioner are relevant and appropriate for assisting users to assess the Office's performance and fairly represent the indicated performance for the year ended June 30, 2002.

D D R PEARSON  
AUDITOR GENERAL  
October 4, 2002

This page has been left blank intentionally.


# FINANCIAL STATEMENTS

**OFFICE OF THE INFORMATION COMMISSIONER**

**CERTIFICATION OF FINANCIAL STATEMENTS  
FOR THE YEAR ENDED 30 JUNE 2002**

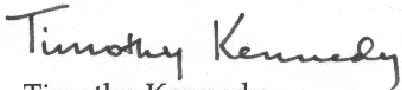
The accompanying financial statements of the Office of the Information Commissioner have been prepared in compliance with the provisions of the Financial Administration and Audit Act 1985 from proper accounts and records to present fairly the financial transactions for the financial year ending 30 June 2002 and the financial position as at 30 June 2002.

At the date of signing we are not aware of any circumstances which would render the particulars included in the financial statements misleading or inaccurate.



Peter King  
DIRECTOR FINANCIAL MANAGEMENT  
Principal Accounting Officer

Date: 14 August 2002



Timothy Kennedy  
A/INFORMATION COMMISSIONER  
Accountable Officer

Date: 14 August 2002



## AUDITOR GENERAL

To the Parliament of Western Australia

**OFFICE OF THE INFORMATION COMMISSIONER  
FINANCIAL STATEMENTS FOR THE YEAR ENDED JUNE 30, 2002**

**Matters Relating to the Electronic Presentation of the Audited Financial Statements**

This audit opinion relates to the financial statements of the Office of the Information Commissioner for the year ended June 30, 2002 included on the Office's web site. The Information Commissioner is responsible for the integrity of the Office's web site. I have not been engaged to report on the integrity of the Office's web site. The audit opinion refers only to the statements named below. It does not provide an opinion on any other information which may have been hyperlinked to or from these statements. If users of this opinion are concerned with the inherent risks arising from electronic data communications, they are advised to refer to the hard copy of the audited financial statements to confirm the information included in the audited financial statements presented on this web site.

**Scope**

I have audited the accounts and financial statements of the Office of the Information Commissioner for the year ended June 30, 2002 under the provisions of the Financial Administration and Audit Act 1985.

The Information Commissioner is responsible for keeping proper accounts and maintaining adequate systems of internal control, preparing and presenting the financial statements, and complying with the Act and other relevant written law. The primary responsibility for the detection, investigation and prevention of irregularities rests with the Information Commissioner.

My audit was performed in accordance with section 79 of the Act to form an opinion based on a reasonable level of assurance. The audit procedures included examining, on a test basis, the controls exercised by the Office to ensure financial regularity in accordance with legislative provisions, evidence to provide reasonable assurance that the amounts and other disclosures in the financial statements are free of material misstatement and the evaluation of accounting policies and significant accounting estimates. These procedures have been undertaken to form an opinion as to whether, in all material respects, the financial statements are presented fairly in accordance with Accounting Standards and other mandatory professional reporting requirements in Australia and the Treasurer's Instructions so as to present a view which is consistent with my understanding of the Office's financial position, its financial performance and its cash flows.

The audit opinion expressed below has been formed on the above basis.

**Audit Opinion**

In my opinion,

- (i) the controls exercised by the Office of the Information Commissioner provide reasonable assurance that the receipt and expenditure of moneys and the acquisition and disposal of property and the incurring of liabilities have been in accordance with legislative provisions; and
- (ii) the Statement of Financial Performance, Statement of Financial Position, Statement of Cash Flows, Output Schedule of Expenses and Revenues and Summary of Consolidated Fund Appropriations and Revenue Estimates and the Notes to and forming part of the financial statements are based on proper accounts and present fairly in accordance with applicable Accounting Standards and other mandatory professional reporting requirements in Australia and the Treasurer's Instructions, the financial position of the Office at June 30, 2002 and its financial performance and its cash flows for the year then ended.

D D R PEARSON  
AUDITOR GENERAL  
October 4, 2002

OFFICE OF THE INFORMATION COMMISSIONER

**Statement of Financial Performance**

for the year ended 30 June 2002

	Note	2001-02 \$	2000-01 \$
<b>COST OF SERVICES</b>			
<b>Expenses from ordinary activities</b>			
Employee expenses	4	1,002,703	1,146,063
Supplies and services	5	107,419	113,575
Depreciation expense	6	27,181	30,941
Accommodation expenses	7	81,612	69,966
Other expenses from ordinary activities	8	89,435	85,651
<b>Total cost of services</b>		1,308,350	1,446,196
<b>Revenues from ordinary activities</b>			
Other revenues from ordinary activities	9	24,979	5,277
<b>Total revenues from ordinary activities</b>		24,979	5,277
<b>NET COST OF SERVICES</b>		1,283,371	1,440,919
<b>REVENUES FROM GOVERNMENT</b>			
	10		
Output Appropriation (I)		1,203,000	1,223,000
Liabilities assumed by the Treasurer		69,021	178,902
Resources received free of charge		40,811	42,834
<b>Total revenues from Government</b>		1,312,832	1,444,736
<b>TOTAL CHANGES IN EQUITY OTHER THAN THOSE RESULTING FROM TRANSACTIONS WITH WA STATE GOVERNMENT AS OWNERS</b>			
		29,461	3,817

(I) Appropriation included capital in 2001

The Statement of Financial Performance should be read in conjunction with the accompanying notes.

## OFFICE OF THE INFORMATION COMMISSIONER

**Statement of Financial Position**

as at 30 June 2002

	Note	2001-02 \$	2000-01 \$
<b>Current Assets</b>			
Cash assets	20(a)	96,677	18,496
Restricted cash assets	11	10,616	6,136
Receivables	12	15,748	9,845
Amounts receivable for outputs	13	25,000	-
Other assets	14	14,304	14,552
<b>Total Current Assets</b>		<b>162,345</b>	<b>49,029</b>
<b>Non-Current Assets</b>			
Restricted cash assets	11	25,214	21,265
Amounts receivable for outputs	13	10,000	-
Equipment	15	35,437	45,334
<b>Total Non-Current Assets</b>		<b>70,651</b>	<b>66,599</b>
<b>TOTAL ASSETS</b>		<b>232,996</b>	<b>115,628</b>
<b>Current Liabilities</b>			
Payables	16	43,447	21,947
Provisions	17	78,705	59,729
Other liabilities	18	24,183	18,316
<b>Total Current Liabilities</b>		<b>146,335</b>	<b>99,992</b>
<b>Non-Current Liabilities</b>			
Provisions	17	73,674	57,110
<b>Total Non-Current Liabilities</b>		<b>73,674</b>	<b>57,110</b>
<b>Total Liabilities</b>		<b>220,009</b>	<b>157,102</b>
<b>Equity</b>			
Contributed equity	19	25,000	-
Accumulated surplus / (deficiency)		(12,013)	(41,474)
<b>Total Equity</b>		<b>12,987</b>	<b>(41,474)</b>
<b>TOTAL LIABILITIES AND EQUITY</b>		<b>232,996</b>	<b>115,628</b>

The Statement of Financial Position should be read in conjunction with the accompanying notes.

OFFICE OF THE INFORMATION COMMISSIONER

**Statement of Cash Flows**

for the year ended 30 June 2002

	Note	2001-02 \$	2000-01 \$
<b>CASH FLOWS FROM GOVERNMENT</b>			
Output appropriations		1,168,000	1,198,000
Capital contributions		25,000	25,000
Holding account drawdowns		-	-
<b>Net cash provided by Government</b>		1,193,000	1,223,000
Utilised as follows:			
<b>CASH FLOWS FROM OPERATING ACTIVITIES</b>			
<b>Payments</b>			
Payments to suppliers and employees		(1,108,182)	(1,234,812)
GST payments		(31,027)	(29,756)
<b>Receipts</b>			
Receipts from services		15,146	5,277
GST receipts		34,957	19,911
<b>Net cash provided by/(used in) operating activities</b>	20(c)	(1,089,106)	(1,239,380)
<b>CASH FLOWS FROM INVESTING ACTIVITIES</b>			
Proceeds from sale of non-current physical assets			
Purchase of non-current physical assets		(17,284)	(17,242)
<b>Net cash provided by/(used in) investing activities</b>		(17,284)	(17,242)
<b>Net increase/(decrease) in cash held</b>		86,610	(33,622)
Cash assets at the beginning of the financial year		45,897	79,519
<b>CASH ASSETS AT THE END OF THE FINANCIAL YEAR</b>	20(a)	132,507	45,897

The Statement of Cash Flows should be read in conjunction with the accompanying notes.



## OFFICE OF THE INFORMATION COMMISSIONER

## Output Schedule of Expenses and Revenues

for the year ended 30 June 2002

	Complaint Resolution		Advice & Awareness		TOTAL	
	2001-02	2000-01	2001-02	2000-01	2001-02	2000-01
	\$	\$	\$	\$	\$	\$
<b>COST OF SERVICES</b>						
<b>Expenses from ordinary activities</b>						
Employee expenses	706,372	802,932	296,331	343,131	1,002,703	1,146,063
Supplies and services	75,476	82,172	31,943	31,403	107,419	113,575
Depreciation expense	19,842	21,473	7,339	9,468	27,181	30,941
Accommodation expenses	55,230	46,961	26,382	23,005	81,612	69,966
Other expenses from ordinary activities	59,881	52,239	29,554	33,412	89,435	85,651
<b>Total cost of services</b>	<b>916,801</b>	<b>1,005,777</b>	<b>391,549</b>	<b>440,419</b>	<b>1,308,350</b>	<b>1,446,196</b>
<b>Revenues from ordinary activities</b>						
Other revenues from ordinary activities	24,979	5,277	-	-	24,979	5,277
<b>Total revenues from ordinary activities</b>	<b>24,979</b>	<b>5,277</b>	<b>-</b>	<b>-</b>	<b>24,979</b>	<b>5,277</b>
<b>NET COST OF SERVICES</b>	<b>891,822</b>	<b>1,000,500</b>	<b>391,549</b>	<b>440,419</b>	<b>1,283,371</b>	<b>1,440,919</b>
<b>REVENUES FROM GOVERNMENT</b>						
Output appropriations	842,100	855,487	360,900	367,513	1,203,000	1,223,000
Liabilities assumed by the Treasurer	50,385	125,339	18,636	53,563	69,021	178,902
Resources received free of charge	29,792	30,990	11,019	11,844	40,811	42,834
<b>Total revenues from Government</b>	<b>922,277</b>	<b>1,011,816</b>	<b>390,555</b>	<b>432,920</b>	<b>1,312,832</b>	<b>1,444,736</b>
<b>TOTAL CHANGES IN EQUITY OTHER THAN THOSE RESULTING FROM TRANSACTIONS WITH WA STATE GOVERNMENT AS OWNERS</b>	<b>30,455</b>	<b>11,316</b>	<b>(994)</b>	<b>(7,499)</b>	<b>29,461</b>	<b>3,817</b>

The Output Schedule of Expenses and Revenues should be read in conjunction with the accompanying notes.

OFFICE OF THE INFORMATION COMMISSIONER  
**Summary of Consolidated Fund Appropriations and Revenue Estimates**  
*for the year ended 30 June 2002*

	2001-02	2001-02	2001-02	2001-02	2000-01	2000-01
	Estimate	Actual	Variance	Actual	Actual	Variance
	\$	\$	\$	\$	\$	\$
<b>PURCHASE OF OUTPUTS</b>						
Item 61 Net amount appropriated to purchase outputs	1,044,000	1,044,000	-	1,044,000	1,013,000	31,000
Amount Authorised by Other Statutes						
- Freedom of Information Act 1992	151,000	159,000	8,000	159,000	185,000	(26,000)
<b>Total appropriations provided to purchase outputs</b>	<b>1,195,000</b>	<b>1,203,000</b>	<b>8,000</b>	<b>1,203,000</b>	<b>1,198,000</b>	<b>5,000</b>
<b>Details of Expenditure by Outputs</b>						
Review and Complaint Resolution	908,000	916,801	8,801	916,801	1,005,777	(88,976)
Advice and Awareness	400,000	391,549	(8,451)	391,549	440,419	(48,870)
Total Cost of Outputs	1,308,000	1,308,350	350	1,308,350	1,446,196	(137,846)
Less retained revenue	(59,000)	(24,979)	34,021	(24,979)	(5,277)	(19,702)
Net Cost of Outputs	1,249,000	1,283,371	34,371	1,283,371	1,440,919	(157,548)
Adjustment for movement in cash balances and other accrual items	(54,000)	(80,371)	(26,371)	(80,371)	(242,919)	162,548
<b>Total appropriations provided to purchase outputs</b>	<b>1,195,000</b>	<b>1,203,000</b>	<b>8,000</b>	<b>1,203,000</b>	<b>1,198,000</b>	<b>5,000</b>
<b>CAPITAL</b>						
Item 151 Capital Contribution	25,000	25,000	-	25,000	25,000	-
<b>Capital Expenditure</b>						
Capital appropriations	25,000	25,000	-	25,000	25,000	-
Adjustment for movement in cash balances and other accrual items	-	(4,480)	(4,480)	(4,480)	(5,258)	778
Holding account drawdowns	-	-	-	-	-	-
<b>Total capital expenditure</b>	<b>25,000</b>	<b>20,520</b>	<b>(4,480)</b>	<b>20,520</b>	<b>19,742</b>	<b>778</b>
<b>GRAND TOTAL OF APPROPRIATIONS</b>	<b>1,220,000</b>	<b>1,228,000</b>	<b>8,000</b>	<b>1,228,000</b>	<b>1,223,000</b>	<b>5,000</b>

The Summary of Consolidated Fund Appropriations, Variance to Actual and Budget should be read in conjunction with the accompanying notes.

This Summary provides the basis for the Explanatory Statement information requirements of TI 945.

The comparative figures for 2000-01 have been revised to report accrual information, rather than the cash information reported in this summary for 2000-01, to provide more meaningful comparative information with the figures presented for the current financial year. The financial effect in the current year of this change in reporting is that the net cost of outputs for 2000-01 reported in this summary is \$1,440,919 whereas in the summary for 2000-01 the net cost of outputs was \$1,239,746.

## OFFICE OF THE INFORMATION COMMISSIONER

**Notes to the Financial Statements***for the year ended 30 June 2002***1 Office of the Information Commissioner mission and funding**

The mission of the Office of the Information Commissioner (the "Office" for the purpose of these notes) is stated as follows:

To promote public understanding and confidence in the decision making process of government agencies through access to relevant information.

The Office is funded by Parliamentary appropriations. It does not provide services on a fee-for-service basis. The financial statements encompass all funds through which the Office controls resources to carry on its functions.

**2 Significant accounting policies**

The following accounting policies have been adopted in the preparation of the financial statements. Unless otherwise stated these policies are consistent with those adopted in the previous year.

General Statement

The financial statements constitute a general purpose financial report which has been prepared in accordance with Australian Accounting Standards, Statement of Accounting Concepts and other authoritative pronouncements of the Australian Accounting Standards Board and Urgent Issues Group (UIG) Consensus Views as applied by the Treasurer's Instructions. Several of these are modified by the Treasurer's Instructions to vary the application, disclosure, format and wording. The Financial Administration and Audit Act and the Treasurer's Instructions are legislative provisions governing the preparation of financial statements and take precedence over Australian Accounting Standards, Statements of Accounting Concepts and other authoritative pronouncements of the Australian Accounting Standards Board and UIG Consensus Views. The modifications are intended to fulfil the requirements of general application to the public sector together with the need for greater disclosure and also satisfy accountability requirements.

If any such modification has a material or significant financial effect upon the reported results, details of that modification and where practicable, the resulting financial effect, is disclosed in individual notes to these financial statements.

Basis of accounting

The financial statements have been prepared in accordance with Australian Accounting Standard AAS29.

The statements have been prepared on the accrual basis of accounting using the historical cost convention, except for certain assets and liabilities which, as noted, are measured at fair value.

**(a) Output Appropriations**

Output Appropriations are recognised as revenues in the period in which the Office gains control of the appropriated funds. The Office gains control of appropriated funds at the time those funds are deposited into the Office's bank account or credited to the holding account held at the Department of Treasury and Finance. *Refer to Note 10 for further commentary on output appropriations.*

**(b) Contributed Equity**

Under UIG 38 "Contributions by Owners Made to Wholly-Owned Public Sector Entities" transfers in the nature of equity contributions must be designated by the Government (owners) as contributions by owners (at the time of, or prior to transfer) before such transfers can be recognised as equity contributions in the financial statements. Capital contributions (appropriations) have been designated as contributions by owners and have been credited directly to Contributed Equity in the Statement of Financial Position. All other transfers have been recognised in the Statement of Financial Performance. Prior to the current reporting period, capital appropriations were recognised as revenue in the Statement of Financial Performance. Capital appropriations which are repayable to the Treasurer are recognised as liabilities. *Refer to Note 10 for further commentary on the application of UIG 38.*

OFFICE OF THE INFORMATION COMMISSIONER

**Notes to the Financial Statements**

for the year ended 30 June 2002

**(c) Net Appropriation Determination**

Pursuant to section 23A of the Financial Administration and Audit Act, the net appropriation determination by the Treasurer provides for retention of the moneys received by the Office for the executive motor vehicle scheme, GST input credits and other minor revenues.

Retained revenues may only be applied to the outputs specified in the 2001-2002 Budget Statements.

**(d) Revenue Recognition**

Revenue from the sale of goods and disposal of other assets and the rendering of services, is recognised when the Office has passed control of the goods or other assets or delivery of the service to the customer.

**(e) Acquisitions of Assets**

The cost method of accounting is used for all acquisitions of assets. Cost is measured as the fair value of the assets given up or liabilities undertaken at the date of acquisition plus incidental costs directly attributable to the acquisition.

Assets acquired at no cost or for nominal consideration, are initially recognised at their fair value at the date of acquisition.

**(f) Depreciation of Non-Current Assets**

All non-current assets having a limited useful life are systematically depreciated over their useful lives in a manner which reflects the consumption of their future economic benefits.

The policy is to depreciate such assets if their purchase cost is \$1,000 or more. Amounts with a lower value are expensed.

Depreciation is calculated on the straight line basis, using rates which are reviewed annually. Useful lives for each class of depreciable asset are:

Furniture - wood	10 years
Furniture - metal	15 years
Office equipment	2-5 years
Computer hardware	2 years
Computer software	2 years

Motor vehicles are not depreciated as they are leased via operating lease arrangements.

**(g) Leases**

The Office has entered into operating lease arrangements for buildings and motor vehicles. The lessors effectively retain all of the risks and benefits incidental to ownership of the items held under the operating leases. Equal instalments of the lease payments are charged to the Statement of Financial Performance over the lease term as this is representative of the pattern of benefits to be derived from the leased property.

**(h) Cash**

For the purpose of the Statement of Cash Flows, cash includes cash assets and restricted cash assets.

**(i) Accrued salaries**

The accrued salaries suspense account (refer note 11) consists of amounts paid annually into a suspense account over a period of 10 financial years to largely meet the additional cash outflow in each eleventh year when 27 pay days occur in that year instead of the normal 26. No interest is received on this account.

## OFFICE OF THE INFORMATION COMMISSIONER

**Notes to the Financial Statements***for the year ended 30 June 2002*

Accrued salaries (refer note 18) represent the amount due to staff but unpaid at the end of the financial year, as the end of the last pay period for that financial year does not coincide with the end of the financial year. Accrued salaries are settled within a few days of the financial year end. The Office considers the carrying amount of accrued salaries to be equivalent to the net fair value.

**(j) Payables**

Payables, including accruals not yet billed, are recognised when the Office becomes obliged to make future payments as a result of a purchase of assets or services. Payables are generally settled within 30 days.

**(k) Employee entitlements****Annual leave**

This entitlement is recognised at current remuneration rates and is measured at the amount unpaid at the reporting date in respect to employees' service up to that date.

**Long service leave**

Leave entitlements are calculated at current remuneration rates. A liability for long service leave is recognised after an employee has completed four years of service. An actuarial assessment of long service leave undertaken by Price Waterhouse Coopers in 2002 determined that the liability measured using the short hand method was not materially different from the liability measured using the present value of expected future payments.

This method of measurement of the liability is consistent with the requirements of Australian Accounting Standards AAS 30 "Accounting for Employee Entitlements".

**Superannuation**

Staff may contribute to the Pension Scheme, a defined benefits pension scheme now closed to new members, or the Gold State Superannuation Scheme, a defined benefit lump sum scheme now also closed to new members. All staff who do not contribute to either of these schemes become non-contributory members of the West State Superannuation Scheme, an accumulation fund complying with the Commonwealth Government's Superannuation Guarantee (Administration) Act 1992. All of these schemes are administered by the Government Employees Superannuation Board (GESB).

The superannuation expense is comprised of the following elements:

- (i) change in the unfunded employer's liability in respect of current employees who are members of the Pension Scheme and current employees who accrued a benefit on transfer from that Scheme to the Gold State Superannuation Scheme; and
- (ii) employer contributions paid to the Gold State Superannuation Scheme and West State Superannuation Scheme.

The superannuation expense does not include payment of pensions to retirees as this does not constitute part of the cost of services provided by the Office in the current year.

A revenue "Liabilities assumed by the Treasurer" equivalent to (i) is recognised under Revenues from Government in the Statement of Financial Performance as the unfunded liability is assumed by the Treasurer. The GESB makes the benefit payments and is recouped by the Treasurer.

From 1 July 2001 employer contributions were paid to the GESB in respect of the Gold State Superannuation Scheme and the West State Superannuation Scheme. Prior to 1 July 2001, the unfunded liability in respect of these Schemes was assumed by the Treasurer. An amount equivalent to the employer contributions which would have been paid to the Gold State Superannuation Scheme and the West State Superannuation Scheme if the Office had made concurrent employer contributions to those Schemes, was included in superannuation expense. This amount was also included in the revenue item "Liabilities assumed by the Treasurer".

OFFICE OF THE INFORMATION COMMISSIONER  
**Notes to the Financial Statements**  
 for the year ended 30 June 2002

**(l) Resources received free of charge or for nominal value**

Resources received free of charge or for nominal value which can be reliably measured are recognised as revenues and as assets or expenses as appropriate at fair value.

**(m) Comparative figures**

Comparative figures are, where appropriate, reclassified so as to be comparable with the figures presented in the current financial year.

**(n) Rounding**

Amounts in the financial statements have been rounded to the nearest dollar.

**3 Outputs of the Office**

Information about the Office's outputs and the expenses and revenues which are reliably attributable to those outputs is set out in the Output Schedule.

**Output 1: Resolution of complaints**

Provides an independent review and complaint resolution process which resolves cases in a timely manner and balances the competing needs and expectations of applicants, agencies and Parliament within legislative requirements prescribed by the Freedom of Information Act 1992.

**Output 2: Freedom of information advice and awareness**

Provide objective advice and information to members of the public and staff of agencies to assist in the proper lodgement and processing of applications under the Freedom of Information Act 1992. Propose initiatives to enhance administrative efficiency in agencies when dealing with applications received.

The Department of Justice provides overall corporate support in human resources and financial services (refer to note 10 for details of charge).

	2001-02	2000-01
	\$	\$
<b>4 Employee expenses</b>		
Salaries and wages	764,814	781,029
Annual and long service leave	90,723	147,489
Superannuation	108,613	178,902
Other related expenses	38,553	38,643
	1,002,703	1,146,063
<b>5 Supplies and services</b>		
Goods and supplies	32,472	39,720
Services and contracts	34,136	31,021
Resources received free of charge (note 10)	40,811	42,834
	107,419	113,575

## OFFICE OF THE INFORMATION COMMISSIONER

**Notes to the Financial Statements**

for the year ended 30 June 2002

	2001-02	2000-01
	\$	\$
<b>6 Depreciation expense</b>		
Equipment	27,181	30,941
<b>7 Accommodation expenses</b>		
Building rental operating lease expense	81,612	69,966
<b>8 Other expenses from ordinary activities</b>		
Equipment and vehicles operating lease expense	22,781	27,170
Communication expenses	12,443	12,560
Rates and taxes	12,351	11,603
Insurance	11,022	10,763
Printing and binding	10,720	9,452
Buildings, equipment and vehicles repairs and maintenance	5,761	5,662
Electricity and water	5,025	5,541
Other expenses	9,332	2,900
	89,435	85,651
<b>9 Other revenues from ordinary activities</b>		
Contributions to motor vehicles scheme	4,293	3,868
Recoup of salaries and wages	20,663	240
Other revenue	23	1,169
	24,979	5,277
<b>10 Revenues from Government</b>		
Appropriation revenue received during the year:		
Output appropriations (I)	1,203,000	1,198,000
Capital appropriations (II)	-	25,000
	1,203,000	1,223,000
The following liabilities have been assumed by the Treasurer during the financial year: (III)		
Superannuation	69,021	178,902
Resources received free of charge (IV) have been determined on the basis of the following estimates provided by agencies:		
Office of the Auditor General		
- audit services	9,000	6,500

OFFICE OF THE INFORMATION COMMISSIONER  
**Notes to the Financial Statements**  
*for the year ended 30 June 2002*

	2001-02	2000-01
	\$	\$
Department of Justice		
- corporate services	30,777	35,418
Department of Housing and Works (Commercial Property Branch)		
- property management services (notional management fee based on lease payments)	1,034	916
	40,811	42,834

(I) Output appropriations are accrual amounts as from 1 July 2001, reflecting the full price paid for outputs purchased by the Government. The appropriation revenue comprises a cash component and a receivable (asset). The receivable (holding account) comprises the depreciation expense for the year and any agreed increase in leave liability during the year.

(II) Capital appropriations were revenue in 2001 (year ended 30 June 2001). From 1 July 2001, capital appropriations, termed Capital Contributions, have been designated as contributions by owners and are credited straight to equity in the Statement of Financial Position.

(III) Where a liability has been assumed by the Treasurer or other entity, the Office recognises revenues equivalent to the amount of the liability assumed and an expense relating to the nature of the event or events that initially give rise to the liability.

(IV) Where assets or services have been received free of charge or for nominal consideration, the Office recognises revenues equivalent to the fair value of the assets and/or fair value of those services that can be reliably determined and which would have been purchased if not donated, and those fair values shall be recognised as assets or expenses, as applicable.

(V) The transfers referred to in (III) to (IV) above cannot be treated as contributions by owners (equity) as no formal designation has been made and the other requirements specified in UIG 38(7) have not been met.

**11 Restricted cash assets**

Current

Capital contributions remaining at year end (I)	10,616	6,136
	10,616	6,136

Non-current

Accrued salaries suspense account (II)	25,214	21,265
	25,214	21,265



## OFFICE OF THE INFORMATION COMMISSIONER

**Notes to the Financial Statements***for the year ended 30 June 2002*

	2001-02	2000-01
	\$	\$
(I) Cash held in this account is only to be used for the purchase of computer and office equipment.		
(II) Amount held in the suspense account is only to be used for the purpose of meeting the 27th pay in a financial year that occurs every 11 years.		
<b>12 Receivables</b>		
Debtors	9,833	-
GST receivable	5,915	9,845
	15,748	9,845
<b>13 Amounts receivable for outputs</b>		
Current	25,000	
Non-Current	10,000	-
	35,000	-
This asset represents the non-cash component of output appropriations. It is restricted in that it can only be used for asset replacement or payment of leave liability.		
<b>14 Other assets</b>		
Prepayments	14,304	14,552
<b>15 Equipment</b>		
Office equipment and computers		
At cost	171,472	157,527
Accumulated depreciation	(136,035)	(112,193)
	35,437	45,334
Carrying amount at beginning of year	45,334	59,033
Additions	17,284	17,242
Disposals		-
Depreciation	(27,181)	(30,941)
Carrying amount at end of year	35,437	45,334
<b>16 Payables</b>		
Trade and other creditors	43,447	21,947

OFFICE OF THE INFORMATION COMMISSIONER

**Notes to the Financial Statements**

for the year ended 30 June 2002

	2001-02	2000-01
	\$	\$
<b>17 Provisions</b>		
<u>Current</u>		
Annual leave	8,485	11,080
Long service leave	70,220	48,649
	78,705	59,729
<u>Non-current</u>		
Long service leave	73,674	57,110
	73,674	57,110
<u>Employee Entitlements</u>		
The aggregate employee entitlement liability recognised and included in the financial statements is as follows:		
Provision for employee entitlements:		
Current	78,705	59,729
Non-current	73,674	57,110
	152,379	116,839
<b>18 Other liabilities</b>		
Current		
Accrued Salaries		
Amounts owing for the 6 working days from 21 June to 30 June 2002. (2001, 6 working days)	24,083	18,216
Advances		
Amount owing to the Department of Justice	100	100
	24,183	18,316

**19 Equity**

Liabilities exceed assets for the Office and there is therefore no residual interest in the assets of the Office. This deficiency arose through expenses such as depreciation and accrual of employee entitlements for leave not involving the payment of cash in the current period being recognised in the Statement of Financial Performance. Funding for the Office until 2001 was entirely through appropriation on a cash basis. This situation reverses when appropriated cash is used to purchase assets or to pay out accrued liabilities.

## OFFICE OF THE INFORMATION COMMISSIONER

**Notes to the Financial Statements**

for the year ended 30 June 2002

	2001-02	2000-01
	\$	\$
Contributed equity		
Opening balance	-	
Capital contributions (I)	25,000	
Closing balance	25,000	-
 (I) From 1 July 2001, capital appropriations, termed Capital Contributions, have been designated as contributions by owners and are credited straight to equity in the Statement of Financial Position.		
Accumulated surplus / (deficiency)		
Opening balance	(41,474)	(45,291)
Change in net assets after restructuring	29,461	3,817
Closing balance	(12,013)	(41,474)

**20 Notes to the Statement of Cash Flows****(a) Reconciliation of cash**

Cash at the end of the financial year as shown in the Statement of Cash Flows is reconciled to the related items in the Statement of Financial Position as follows:

Cash assets	96,677	18,496
Restricted cash assets (refer note 11)	35,830	27,401
Total cash assets	132,507	45,897

**(b) Non-cash financing and investing activities**

During the financial year and the prior year, there were no assets/liabilities transferred/assumed from other government agencies not reflected in the Statement of Cash Flows.

**(c) Reconciliation of net cost of services to net cash flows provided by/(used in) operating activities**

Net cost of services	(1,283,371)	(1,440,919)
Non-cash items:		
Depreciation expense	27,181	30,941
Superannuation expense	69,021	178,902
Resources received free of charge	40,811	42,834
(Increase)/decrease in assets:		
Receivables	(9,833)	
Other current assets	248	(9,809)

OFFICE OF THE INFORMATION COMMISSIONER  
**Notes to the Financial Statements**  
*for the year ended 30 June 2002*

	2001-02	2000-01
	\$	\$
Increase/(decrease) in liabilities:		
Payables	21,500	3,776
Other current liabilities	5,867	(1,009)
Current provisions	18,976	(13,788)
Non-current provisions	16,564	(20,463)
Change in GST receivables	3,930	(9,845)
Net cash provided by/(used in) operating activities	(1,089,106)	(1,239,380)

**21 Commitments for expenditure**

Lease commitments

Commitments in relation to leases contracted for at the reporting date but not recognised as liabilities are payable:

Within 1 year	86,304	79,788
Later than 1 year and not later than 5 years	26,274	107,210
Later than 5 years	-	-
	112,578	186,998

**22 Explanatory Statement**

The Summary of Consolidated Fund Appropriation and Revenue Estimates discloses appropriations and other statutes expenditure estimates, the actual expenditures made and revenue estimates and payments into Consolidated Fund all on an accrual basis.

The following explanations are provided in accordance with Treasurers Instruction 945. Significant variations are considered to be those greater than 10% and \$20,000.

**(i) Significant variances between estimate and actual - Total appropriation to purchase outputs:**

<b>Retained revenue</b>	<b>Under</b>	<b>\$34,021</b>
-------------------------	--------------	-----------------

The estimate for retained revenue includes resources provided by other agencies free of charge whereas this item is not included in the actual retained revenue amount. Resources received free of charge are included in the Statement of Financial Performance under the heading Revenues from Government.

## OFFICE OF THE INFORMATION COMMISSIONER

**Notes to the Financial Statements**

for the year ended 30 June 2002

	2001-02	2000-01
	\$	\$
<b>(ii) Significant variances between actual and prior year actual - Total appropriation to purchase outputs:</b>		
<b>Amount Authorised by Other Statutes</b>	<b>Decrease</b>	<b>\$26,000</b>
- Freedom of Information Act 1992		
The appropriation amount for 2000-01 included a payment to the Commissioner for long service leave.		
<b>Output Expenditure</b>		
Review and Complaint Resolution	<b>Decrease</b>	<b>\$88,976</b>
Advice and Awareness	<b>Decrease</b>	<b>\$48,870</b>
<u>Review and Complaint Resolution</u>		
Salaries expense reduced due to a restructure and reduced employee numbers.		
<u>Advice and Awareness</u>		
Salaries expense included one-off payments of accrued long service leave in 2000-01.		
<b>(iii) Significant variances between estimate and actual - Capital Contribution:</b>		
No significant variances.		
<b>(iv) Significant variances between actual and prior year actual - Capital Contribution:</b>		
No significant variances.		

**23 Financial instruments**

- (a) Interest Rate Risk Exposure - The Office does not have any interest bearing accounts and is therefore not subject to any interest rate risk exposure.
- (b) Credit Risk Exposure - At the reporting date the Office was not owed any money by government or any other organisation.

OFFICE OF THE INFORMATION COMMISSIONER  
**Notes to the Financial Statements**  
*for the year ended 30 June 2002*

	2001-02	2000-01
	\$	\$

**24 Remuneration of Senior Officers**

Remuneration

The number of senior officers whose total of fees, salaries, superannuation and other benefits for the financial year, fall within the following bands are:

\$	2001-02	2000-01
80,001 - 90,000	-	1
110,001 - 120,000	1	-
120,001 - 130,000	1	-
140,001 - 150,000	-	1
190,001 - 200,000	-	1
210,001 - 220,000	1	-

The total remuneration of senior officers is: 447,723 425,939

The superannuation included here represents the superannuation expense incurred by the Office in respect of senior officers.

One senior officer is a member of the Pension Scheme (2000-01 - 1).

**25 Supplementary financial information**

- . There were no losses of public moneys and other public property through theft or default during the financial year.
- . There were no gifts of public property by the Office during the financial year.
- . There were no revenues nor debts due to the State that were written off for the financial year.
- . There were no events occurring after the balance date at the end of the financial year.
- . The Office had no related bodies during the financial year.
- . The Office had no affiliated bodies during the financial year.
- . There were no fees paid, or due and payable to the Office of the Auditor General, but services provided free of charge by the Office of the Auditor General amounted to \$9,000 (2000-01 - \$6,500). This amount has been reported in resources received free of charge note 10.

# STATISTICAL TABLES

**TABLE 11**  
**REQUESTS RECEIVED BY AGENCIES**

<b>AGENCY NAME</b>	<b>No.</b>
Acacia Prison	5
Agriculture, Department of	5
Albany, City of	2
Albany Port Authority	0
Alcohol & Drug Authority (Next Step)	1
Animal Resources Authority	0
Armadale, City of	3
Armadale Health Service	136
Ashburton, Shire of	1
Attorney General; Minister for Justice and Legal Affairs; Peel and the South-West	5
Augusta-Margaret River, Shire of	0
Avon Health Service	103
Bassendean, Town of	3
Bayswater, City of	14
Belmont, City of	3
Bentley Health Service	119
Beverley, Shire of	0
Boddington, Shire of	0
Botanic Gardens and Park Authority	0
Bridgetown-Greenbushes, Shire of	0
Brookton, Shire of	0
Broome, Shire of	1
Broomehill, Shire of	0
Bruce Rock, Shire of	0
Bunbury, City of	7
Bunbury Port Authority	0
Busselton, Shire of	8
C Y O'Connor College of TAFE	0
Cambridge, Town of	4
Canning, City of	7
Capel, Shire of	1
Carnamah, Shire of	0
Central Metropolitan College of TAFE	8
Central West Coast College of TAFE	2
Central Wheatbelt Health Service	0
Chapman Valley, Shire of	0
Chittering, Shire of	1
Claremont, Town of	4
Cockburn, City of	6
Collie, Shire of	0
Commissioner for Public Sector Standards	3



AGENCY NAME	No.
Community Development, Department for	71
Conservation, Department of	16
Conservation Commission of Western Australia	1
Construction Industry Long Service Leave Payments Board	0
Consumer and Employment Protection, Department of	26
Coorow, Shire of	0
Corrigin, Shire of	0
Cottesloe, Town of	0
Country High School Hostels Authority, Office of the	0
Country Housing Authority	0
Court Security and Custodial Services	0
Cranbrook, Shire of	0
Cuballing, Shire of	0
Cue, Shire of	0
Culture and the Arts, Department of	1
Cunderdin, Shire of	0
Curriculum Council	1
Curtin University of Technology	14
Dalwallinu, Shire of	0
Dampier Port Authority	0
Dandaragan, Shire of	0
Dardanup, Shire of	0
Denmark, Shire of	1
Deputy Premier	1
Derby-West Kimberley, Shire of	1
Disability Services Commission	9
Donnybrook-Balingup, Shire of	1
Dowerin, Shire of	0
Dumbleyung, Shire of	0
Dundas, Shire of	0
East Fremantle, Town of	0
East Perth Redevelopment Commission	3
East Pilbara, Shire of	0
East Pilbara Health Service	30
Eastern Metropolitan Regional Council	1
Eastern Pilbara College of TAFE	4
Eastern Wheatbelt Health Service	3
Edith Cowan University	1
Education, Department of	59
Education Services, Department of	0
Egg Marketing Board	0
Electoral Commission, Western Australia	0
Electricity Corporation (Trading as Western Power Corporation)	20

**STATISTICAL TABLES continued**

<b>AGENCY NAME</b>	<b>No.</b>
Environment, Water and Catchment Protection	40
Equal Opportunity Commission	1
Esperance, Shire of	0
Esperance Port Authority	0
Exmouth, Shire of	0
Fire and Emergency Services Authority	37
Fisheries, Department of	11
Forest Products Commission	1
Fremantle, City of	8
Fremantle Hospital and Health Service	530
Fremantle Port Authority	3
Gas Access Regulation, Office of	0
Gascoyne Development Commission	0
Geraldton, City of	3
Geraldton Health Service	50
Geraldton Port Authority	0
Gingin, Shire of	0
Gnowangerup, Shire of	0
Gold Corporation	0
Goldfields Esperance Development Commission	0
Goomalling, Shire of	0
Gosnells, City of	14
Government Employees Housing Authority	1
Government Employees Superannuation Board	2
Graylands Selby-Lemnos and Special Care Health Services	148
Great Southern Development Commission	0
Great Southern TAFE	1
Greenough, Shire of	0
Guardianship and Administration Board	0
Harvey, Shire of	5
Health, Department of	45
Health Promotion Foundation WA	0
Health Review, Office of	7
Heritage Council of Western Australia	7
Housing and Works, Department of	79
Indigenous Affairs, Department of	8
Industrial Relations Commission, Office of the Registrar	0
Industry and Technology, Department of	3
Institute of Sport, Western Australian	0
Insurance Commission of Western Australia	21
Irwin, Shire of	0
Jerramungup, Shire of	0

<b>AGENCY NAME</b>	<b>No.</b>
Joondalup, City of	27
Joondalup Health Campus	242
Justice, Department of	227
Kalamunda, Shire of	0
Kalamunda Health Service Swan Health Service	18
Kalgoorlie-Boulder, City of	5
Katanning, Shire of	0
Kellerberrin, Shire of	0
Kent, Shire of	0
Kimberley College of TAFE	0
Kimberley Development Commission	0
Kimberley Health Service	87
King Edward Memorial and Princess Margaret Hospitals	195
Kojonup, Shire of	0
Kondinin, Shire of	0
Koorda, Shire of	0
Kulin, Shire of	0
Kwinana, Town of	1
Lake Grace, Shire of	0
Land Administration, Department of	20
Land Authority (LandCorp), Western Australian	10
Laverton, Shire of	0
Law Reform Commission	1
Legal Aid Commission	3
Legal Practice Board	3
Leonora, Shire of	0
Local Government and Regional Development, Department of	5
Lotteries Commission	6
Lower Great Southern Health Service	106
Main Roads Western Australia	28
Mandurah, City of	13
Manjimup, Shire of	0
Medical Board of Western Australia	5
Meekatharra, Shire of	0
Melville, City of	23
Menzies, Shire of	0
Merredin, Shire of	0
Metropolitan Cemeteries Board	0
Mid West Development Commission	0
Midland College of TAFE	1
Midland Redevelopment Authority	0
Midwest Health Service	0

**STATISTICAL TABLES continued**

<b>AGENCY NAME</b>	<b>No.</b>
Mineral and Petroleum Resources, Department of	74
Mingenew, Shire of	0
Minister for Agriculture; Forestry and Fisheries; the Midwest, Wheatbelt and Great Southern	3
Minister for Community Development, Women's Interests, Seniors & Youth; Disability Services; Culture	1
Minister for Consumer and Employment Protection; Training	0
Minister for Education; Sport and Recreation; Indigenous Affairs	1
Minister for Health	4
Minister for Housing & Works; Local Government & Regional Development; Kimberley, Pilbara & Gascoyne	3
Minister for Planning and Infrastructure	12
Minister for Police & Emergency Services; Minister Assisting Minister for Planning & Infrastructure	3
Minister for Racing and Gaming; Government Enterprises; Goldfields-Esperance	1
Minister for State Development; Tourism; Small Business	2
Minister for the Environment and Heritage	2
Morawa Shire Council	0
Mosman Park, Town of	0
Mount Marshall, Shire of	0
Mt. Magnet, Shire of	0
Mukinbudin, Shire of	0
Mullewa, Shire of	0
Mundaring, Shire of	5
Murchison, Shire of	0
Murchison Health Service	0
Murdoch University	2
Murray, Shire of	3
Nannup, Shire of	0
Narembeen, Shire of	0
Narrogin, Town of	0
Narrogin, Shire of	0
National Trust of Australia (WA)	0
Nedlands, City of	2
North Metropolitan Health Service	103
Northam, Town of	0
Northampton, Shire of	0
Northern Goldfields Health Service	140
Nurses Board of Western Australia	0
Peel Development Commission	0
Peppermint Grove, Shire of	0
Perenjori, Shire of	0
Perth, City of	13
Pilbara Development Commission	0
Pingelly, Shire of	0
Planning and Infrastructure, Department for	130

AGENCY NAME	No.
Plantagenet, Shire of	0
Police Force of Western Australia	1,028
Port Hedland, Town of	1
Port Hedland Port Authority	0
Potato Marketing Corporation of Western Australia	0
Premier and Cabinet, Department of the	27
Psychologists Registration Board of WA	2
Public Advocate, Office of the	4
Public Trust Office	4
Quairading, Shire of	1
Racing, Gaming and Liquor, Department of	9
Ravensthorpe, Shire of	1
Rockingham, City of	3
Roebourne, Shire of	0
Rottnest Island Authority	5
Royal Perth Hospital	1,032
Salaries and Allowances Tribunal	0
Sandstone, Shire of	1
Serpentine/Jarrahdale, Shire of	6
Shark Bay, Shire of	0
Sir Charles Gairdner Hospital	703
Small Business Development Corporation	0
South East Coastal Health Service	13
South East Metropolitan College of TAFE	2
South West Area Health Service	208
South West Development Commission	0
South West Regional College of TAFE	0
Sport & Recreation, Department of	0
Sports Centre Trust	0
State Supply Commission	0
Stirling, City of	18
Subiaco, City of	5
Subiaco Redevelopment Authority	0
Swan, City of	16
Swan Health Service	136
Tambellup, Shire of	0
Tammin, Shire of	0
Three Springs, Shire of	0
Toodyay, Shire of	2
Totalisator Agency Board of Western Australia	3
Tourism Commission	1
Training, Department of	5
Trayning, Shire of	0

**STATISTICAL TABLES continued**

<b>AGENCY NAME</b>	<b>No.</b>
Treasury and Finance, Department of	9
Treasury Corporation	0
University of Western Australia, The	5
Upper Great Southern Health Service	35
Victoria Park, Town of	0
Victoria Plains, Shire of	0
Vincent, Town of	13
Wagin, Shire of	0
Wandering, Shire of	0
Wanneroo, City of	9
Waroon, Shire of	1
Water Corporation	19
West Arthur, Shire of	0
West Coast College TAFE	0
West Pilbara College of TAFE	0
West Pilbara Health Service	207
Western Australian Government Railways Commission	7
Wheatbelt Development Commission	0
Wickepin, Shire of	0
Williams, Shire of	0
Wiluna, Shire of	0
Wongan Hills Health Service	0
Wongan-Ballidu, Shire of	0
Woodanilling, Shire of	0
Workers' Compensation & Rehabilitation Commission (WorkCover)	5
WorkSafe Western Australia	72
Wyalkatchem, Shire of	0
Wyndham-East Kimberley, Shire of	0
Yalgoo, Shire of	0
Yilgarn, Shire of	0
York, Shire of	1
Zoological Gardens Board	0
<b>Total</b>	<b>6,890</b>

Notes:

- (1) This table reflects the total number of applications lodged and includes applications which may have been transferred to another agency, withdrawn or which are still to be dealt with.
- (2) The number actually dealt with by a decision issued to the applicant is reflected in the following table.
- (3) If an agency does not appear in this table, this is because the required statistical data was not received in time for publication.

**TABLE 12**  
**DECISIONS MADE—OUTCOME**

Agency	Access In Full No. (%)	Edited Access No. (%)	Access Deferred No. (%)	Access s.28 No. (%)	Access Refused No. (%)
Acacia Prison	0(0.0)	5(100.0)	0(0.0)	0(0.0)	0(0.0)
Agriculture, Department of	2(33.3)	1(16.7)	0(0.0)	0(0.0)	3(50.0)
Albany, City of	1(50.0)	1(50.0)	0(0.0)	0(0.0)	0(0.0)
Albany Port Authority	0(0.0)	0(0.0)	0(0.0)	0(0.0)	0(0.0)
Alcohol & Drug Authority (Next Step)	1(100.0)	0(0.0)	0(0.0)	0(0.0)	0(0.0)
Animal Resources Authority	0(0.0)	0(0.0)	0(0.0)	0(0.0)	0(0.0)
Armadale, City of	1(25.0)	3(75.0)	0(0.0)	0(0.0)	0(0.0)
Armadale Health Service	123(99.2)	1(0.8)	0(0.0)	0(0.0)	0(0.0)
Ashburton, Shire of	1(100.0)	0(0.0)	0(0.0)	0(0.0)	0(0.0)
Attorney General; Minister for Justice and Legal Affairs; Peel and the South-West	0(0.0)	2(100.0)	0(0.0)	0(0.0)	0(0.0)
Augusta-Margaret River, Shire of	0(0.0)	0(0.0)	0(0.0)	0(0.0)	0(0.0)
Avon Health Service	96(100.0)	0(0.0)	0(0.0)	0(0.0)	0(0.0)
Bassendean, Town of	0(0.0)	1(100.0)	0(0.0)	0(0.0)	0(0.0)
Bayswater, City of	6(42.9)	5(35.7)	0(0.0)	0(0.0)	3(21.4)
Belmont, City of	0(0.0)	3(100.0)	0(0.0)	0(0.0)	0(0.0)
Bentley Health Service	109(91.6)	10(8.4)	0(0.0)	0(0.0)	0(0.0)
Beverley, Shire of	0(0.0)	0(0.0)	0(0.0)	0(0.0)	0(0.0)
Boddington, Shire of	0(0.0)	0(0.0)	0(0.0)	0(0.0)	0(0.0)
Botanic Gardens and Park Authority	0(0.0)	0(0.0)	0(0.0)	0(0.0)	0(0.0)
Bridgetown-Greenbushes, Shire of	0(0.0)	0(0.0)	0(0.0)	0(0.0)	0(0.0)
Brookton, Shire of	0(0.0)	0(0.0)	0(0.0)	0(0.0)	0(0.0)
Broome, Shire of	1(100.0)	0(0.0)	0(0.0)	0(0.0)	0(0.0)
Broomehill, Shire of	0(0.0)	0(0.0)	0(0.0)	0(0.0)	0(0.0)
Bruce Rock, Shire of	0(0.0)	0(0.0)	0(0.0)	0(0.0)	0(0.0)
Bunbury, City of	7(100.0)	0(0.0)	0(0.0)	0(0.0)	0(0.0)
Bunbury Port Authority	0(0.0)	0(0.0)	0(0.0)	0(0.0)	0(0.0)
Busselton, Shire of	5(62.5)	1(12.5)	0(0.0)	0(0.0)	2(25.0)
C Y O'Connor College of TAFE	0(0.0)	0(0.0)	0(0.0)	0(0.0)	0(0.0)
Cambridge, Town of	1(16.7)	3(50.0)	0(0.0)	0(0.0)	2(33.3)
Canning, City of	2(40.0)	3(60.0)	0(0.0)	0(0.0)	0(0.0)
Capel, Shire of	0(0.0)	0(0.0)	0(0.0)	0(0.0)	0(0.0)
Carnamah, Shire of	0(0.0)	0(0.0)	0(0.0)	0(0.0)	0(0.0)
Central Metropolitan College of TAFE	3(50.0)	1(16.7)	0(0.0)	0(0.0)	2(33.3)
Central West Coast College of TAFE	2(100.0)	0(0.0)	0(0.0)	0(0.0)	0(0.0)
Central Wheatbelt Health Service	0(0.0)	0(0.0)	0(0.0)	0(0.0)	0(0.0)
Chapman Valley, Shire of	0(0.0)	0(0.0)	0(0.0)	0(0.0)	0(0.0)
Chittering, Shire of	1(100.0)	0(0.0)	0(0.0)	0(0.0)	0(0.0)
Claremont, Town of	0(0.0)	1(100.0)	0(0.0)	0(0.0)	0(0.0)
Cockburn, City of	2(33.3)	3(50.0)	0(0.0)	0(0.0)	1(16.7)

STATISTICAL TABLES continued

Agency	Access In Full No. (%)	Edited Access No. (%)	Access Deferred No. (%)	Access s.28 No. (%)	Access Refused No. (%)
Collie, Shire of	0(0.0)	0(0.0)	0(0.0)	0(0.0)	0(0.0)
Commissioner for Public Sector Standards	0(0.0)	2(100.0)	0(0.0)	0(0.0)	0(0.0)
Community Development, Department for	2(4.3)	41(87.2)	0(0.0)	0(0.0)	4(8.5)
Conservation, Department of	5(35.7)	7(50.0)	0(0.0)	0(0.0)	2(14.3)
Conservation Commission of Western Australia	1(100.0)	0(0.0)	0(0.0)	0(0.0)	0(0.0)
Construction Industry Long Service Leave Payments Board	0(0.0)	0(0.0)	0(0.0)	0(0.0)	0(0.0)
Consumer and Employment Protection, Department of	6(31.6)	8(42.1)	0(0.0)	0(0.0)	5(26.3)
Coorow, Shire of	0(0.0)	0(0.0)	0(0.0)	0(0.0)	0(0.0)
Corrigin, Shire of	0(0.0)	0(0.0)	0(0.0)	0(0.0)	0(0.0)
Cottesloe, Town of	0(0.0)	0(0.0)	0(0.0)	0(0.0)	0(0.0)
Country High School Hostels Authority, Office of the	0(0.0)	0(0.0)	0(0.0)	0(0.0)	0(0.0)
Country Housing Authority	0(0.0)	0(0.0)	0(0.0)	0(0.0)	0(0.0)
Court Security and Custodial Services	0(0.0)	0(0.0)	0(0.0)	0(0.0)	0(0.0)
Cranbrook, Shire of	0(0.0)	0(0.0)	0(0.0)	0(0.0)	0(0.0)
Cuballing, Shire of	0(0.0)	0(0.0)	0(0.0)	0(0.0)	0(0.0)
Cue, Shire of	0(0.0)	0(0.0)	0(0.0)	0(0.0)	0(0.0)
Culture and the Arts, Department of	1(100.0)	0(0.0)	0(0.0)	0(0.0)	0(0.0)
Cunderdin, Shire of	0(0.0)	0(0.0)	0(0.0)	0(0.0)	0(0.0)
Curriculum Council	2(100.0)	0(0.0)	0(0.0)	0(0.0)	0(0.0)
Curtin University of Technology	2(15.4)	8(61.5)	0(0.0)	0(0.0)	3(23.1)
Dalwallinu, Shire of	0(0.0)	0(0.0)	0(0.0)	0(0.0)	0(0.0)
Dampier Port Authority	0(0.0)	0(0.0)	0(0.0)	0(0.0)	0(0.0)
Dandaragan, Shire of	0(0.0)	0(0.0)	0(0.0)	0(0.0)	0(0.0)
Dardanup, Shire of	0(0.0)	0(0.0)	0(0.0)	0(0.0)	0(0.0)
Denmark, Shire of	1(100.0)	0(0.0)	0(0.0)	0(0.0)	0(0.0)
Deputy Premier	0(0.0)	0(0.0)	0(0.0)	0(0.0)	0(0.0)
Derby-West Kimberley, Shire of	1(100.0)	0(0.0)	0(0.0)	0(0.0)	0(0.0)
Disability Services Commission	4(50.0)	3(37.5)	0(0.0)	0(0.0)	1(12.5)
Donnybrook-Balingup, Shire of	1(100.0)	0(0.0)	0(0.0)	0(0.0)	0(0.0)
Dowerin, Shire of	0(0.0)	0(0.0)	0(0.0)	0(0.0)	0(0.0)
Dumbleyung, Shire of	0(0.0)	0(0.0)	0(0.0)	0(0.0)	0(0.0)
Dundas, Shire of	0(0.0)	0(0.0)	0(0.0)	0(0.0)	0(0.0)
East Fremantle, Town of	0(0.0)	0(0.0)	0(0.0)	0(0.0)	0(0.0)
East Perth Redevelopment Commission	3(100.0)	0(0.0)	0(0.0)	0(0.0)	0(0.0)
East Pilbara, Shire of	0(0.0)	0(0.0)	0(0.0)	0(0.0)	0(0.0)
East Pilbara Health Service	30(100.0)	0(0.0)	0(0.0)	0(0.0)	0(0.0)
Eastern Metropolitan Regional Council	1(100.0)	0(0.0)	0(0.0)	0(0.0)	0(0.0)
Eastern Pilbara College of TAFE	0(0.0)	1(25.0)	0(0.0)	0(0.0)	3(75.0)
Eastern Wheatbelt Health Service	2(100.0)	0(0.0)	0(0.0)	0(0.0)	0(0.0)
Edith Cowan University	0(0.0)	0(0.0)	0(0.0)	0(0.0)	1(100.0)
Education, Department of	18(37.5)	21(43.8)	0(0.0)	0(0.0)	9(18.8)



Agency	Access In Full No. (%)	Edited Access No. (%)	Access Deferred No. (%)	Access s.28 No. (%)	Access Refused No. (%)
Education Services, Department of	0(0.0)	0(0.0)	0(0.0)	0(0.0)	0(0.0)
Egg Marketing Board	0(0.0)	0(0.0)	0(0.0)	0(0.0)	0(0.0)
Electoral Commission, Western Australia	0(0.0)	0(0.0)	0(0.0)	0(0.0)	0(0.0)
Electricity Corporation (Trading as Western Power Corporation)	13(81.3)	3(18.8)	0(0.0)	0(0.0)	0(0.0)
Environment, Water and Catchment Protection	6(16.2)	28(75.7)	1(2.7)	0(0.0)	2(5.4)
Equal Opportunity Commission	1(100.0)	0(0.0)	0(0.0)	0(0.0)	0(0.0)
Esperance, Shire of	0(0.0)	0(0.0)	0(0.0)	0(0.0)	0(0.0)
Esperance Port Authority	0(0.0)	0(0.0)	0(0.0)	0(0.0)	0(0.0)
Exmouth, Shire of	0(0.0)	0(0.0)	0(0.0)	0(0.0)	0(0.0)
Fire and Emergency Services Authority	9(25.0)	27(75.0)	0(0.0)	0(0.0)	0(0.0)
Fisheries, Department of	5(45.5)	6(54.5)	0(0.0)	0(0.0)	0(0.0)
Forest Products Commission	1(100.0)	0(0.0)	0(0.0)	0(0.0)	0(0.0)
Fremantle, City of	5(62.5)	3(37.5)	0(0.0)	0(0.0)	0(0.0)
Fremantle Hospital and Health Service	470(92.5)	33(6.5)	0(0.0)	0(0.0)	5(1.0)
Fremantle Port Authority	1(33.3)	0(0.0)	0(0.0)	0(0.0)	2(66.7)
Gas Access Regulation, Office of	0(0.0)	0(0.0)	0(0.0)	0(0.0)	0(0.0)
Gascoyne Development Commission	0(0.0)	0(0.0)	0(0.0)	0(0.0)	0(0.0)
Geraldton, City of	3(100.0)	0(0.0)	0(0.0)	0(0.0)	0(0.0)
Geraldton Health Service	49(98.0)	0(0.0)	0(0.0)	0(0.0)	1(2.0)
Geraldton Port Authority	0(0.0)	0(0.0)	0(0.0)	0(0.0)	0(0.0)
Gingin, Shire of	0(0.0)	0(0.0)	0(0.0)	0(0.0)	0(0.0)
Gnowangerup, Shire of	0(0.0)	0(0.0)	0(0.0)	0(0.0)	0(0.0)
Gold Corporation	0(0.0)	0(0.0)	0(0.0)	0(0.0)	0(0.0)
Goldfields Esperance Development Commission	0(0.0)	0(0.0)	0(0.0)	0(0.0)	0(0.0)
Goomalling, Shire of	0(0.0)	0(0.0)	0(0.0)	0(0.0)	0(0.0)
Gosnells, City of	3(30.0)	5(50.0)	0(0.0)	0(0.0)	2(20.0)
Government Employees Housing Authority	0(0.0)	1(100.0)	0(0.0)	0(0.0)	0(0.0)
Government Employees Superannuation Board	1(50.0)	0(0.0)	0(0.0)	0(0.0)	1(50.0)
Graylands Selby-Lemnos and Special Care Health Services	50(34.7)	84(58.3)	0(0.0)	7(4.9)	3(2.1)
Great Southern Development Commission	0(0.0)	0(0.0)	0(0.0)	0(0.0)	0(0.0)
Great Southern TAFE	1(100.0)	0(0.0)	0(0.0)	0(0.0)	0(0.0)
Greenough, Shire of	0(0.0)	0(0.0)	0(0.0)	0(0.0)	0(0.0)
Guardianship and Administration Board	0(0.0)	0(0.0)	0(0.0)	0(0.0)	0(0.0)
Harvey, Shire of	2(40.0)	2(40.0)	0(0.0)	0(0.0)	1(20.0)
Health, Department of	23(53.5)	9(20.9)	0(0.0)	0(0.0)	11(25.6)
Health Promotion Foundation WA	0(0.0)	0(0.0)	0(0.0)	0(0.0)	0(0.0)
Health Review, Office of	2(28.6)	5(71.4)	0(0.0)	0(0.0)	0(0.0)
Heritage Council of Western Australia	0(0.0)	7(100.0)	0(0.0)	0(0.0)	0(0.0)
Housing and Works, Department of	19(27.5)	47(68.1)	0(0.0)	0(0.0)	3(4.3)
Indigenous Affairs, Department of	3(50.0)	3(50.0)	0(0.0)	0(0.0)	0(0.0)

STATISTICAL TABLES continued

Agency	Access In Full No. (%)	Edited Access No. (%)	Access Deferred No. (%)	Access s.28 No. (%)	Access Refused No. (%)
Industrial Relations Commission, Office of the Registrar	0(0.0)	0(0.0)	0(0.0)	0(0.0)	0(0.0)
Industry and Technology, Department of	0(0.0)	2(100.0)	0(0.0)	0(0.0)	0(0.0)
Institute of Sport, Western Australian	0(0.0)	0(0.0)	0(0.0)	0(0.0)	0(0.0)
Insurance Commission of Western Australia	8(42.1)	9(47.4)	0(0.0)	0(0.0)	2(10.5)
Irwin, Shire of	0(0.0)	0(0.0)	0(0.0)	0(0.0)	0(0.0)
Jerramungup, Shire of	0(0.0)	0(0.0)	0(0.0)	0(0.0)	0(0.0)
Joondalup, City of	1(4.2)	22(91.7)	0(0.0)	0(0.0)	1(4.2)
Joondalup Health Campus	210(92.5)	17(7.5)	0(0.0)	0(0.0)	0(0.0)
Justice, Department of	143(68.8)	43(20.7)	1(0.5)	1(0.5)	20(9.6)
Kalamunda, Shire of	0(0.0)	0(0.0)	0(0.0)	0(0.0)	0(0.0)
Kalamunda Health Service Swan Health Service	18(100.0)	0(0.0)	0(0.0)	0(0.0)	0(0.0)
Kalgoorlie-Boulder, City of	2(50.0)	2(50.0)	0(0.0)	0(0.0)	0(0.0)
Katanning, Shire of	0(0.0)	0(0.0)	0(0.0)	0(0.0)	0(0.0)
Kellerberrin, Shire of	0(0.0)	0(0.0)	0(0.0)	0(0.0)	0(0.0)
Kent, Shire of	0(0.0)	0(0.0)	0(0.0)	0(0.0)	0(0.0)
Kimberley College of TAFE	0(0.0)	0(0.0)	0(0.0)	0(0.0)	0(0.0)
Kimberley Development Commission	0(0.0)	0(0.0)	0(0.0)	0(0.0)	0(0.0)
Kimberley Health Service	80(92.0)	1(1.1)	6(6.9)	0(0.0)	0(0.0)
King Edward Memorial and Princess Margaret Hospitals	151(87.3)	10(5.8)	9(5.2)	2(1.2)	1(0.6)
Kojonup, Shire of	0(0.0)	0(0.0)	0(0.0)	0(0.0)	0(0.0)
Kondinin, Shire of	0(0.0)	0(0.0)	0(0.0)	0(0.0)	0(0.0)
Koorda, Shire of	0(0.0)	0(0.0)	0(0.0)	0(0.0)	0(0.0)
Kulin, Shire of	0(0.0)	0(0.0)	0(0.0)	0(0.0)	0(0.0)
Kwinana, Town of	1(100.0)	0(0.0)	0(0.0)	0(0.0)	0(0.0)
Lake Grace, Shire of	0(0.0)	0(0.0)	0(0.0)	0(0.0)	0(0.0)
Land Administration, Department of	5(31.3)	9(56.3)	0(0.0)	0(0.0)	2(12.5)
Land Authority (LandCorp), Western Australian	4(50.0)	3(37.5)	0(0.0)	0(0.0)	1(12.5)
Laverton, Shire of	0(0.0)	0(0.0)	0(0.0)	0(0.0)	0(0.0)
Law Reform Commission	1(100.0)	0(0.0)	0(0.0)	0(0.0)	0(0.0)
Legal Aid Commission	1(100.0)	0(0.0)	0(0.0)	0(0.0)	0(0.0)
Legal Practice Board	0(0.0)	0(0.0)	0(0.0)	0(0.0)	0(0.0)
Leonora, Shire of	0(0.0)	0(0.0)	0(0.0)	0(0.0)	0(0.0)
Local Government and Regional Development, Department of	3(60.0)	1(20.0)	0(0.0)	0(0.0)	1(20.0)
Lotteries Commission	4(66.7)	1(16.7)	1(16.7)	0(0.0)	0(0.0)
Lower Great Southern Health Service	93(91.2)	1(1.0)	0(0.0)	1(1.0)	7(6.9)
Main Roads Western Australia	19(70.4)	7(25.9)	1(3.7)	0(0.0)	0(0.0)
Mandurah, City of	6(46.2)	4(30.8)	0(0.0)	0(0.0)	3(23.1)
Manjimup, Shire of	0(0.0)	0(0.0)	0(0.0)	0(0.0)	0(0.0)
Medical Board of Western Australia	3(60.0)	1(20.0)	0(0.0)	1(20.0)	0(0.0)
Meekatharra, Shire of	0(0.0)	0(0.0)	0(0.0)	0(0.0)	0(0.0)

Agency	Access In Full No. (%)	Edited Access No. (%)	Access Deferred No. (%)	Access s.28 No. (%)	Access Refused No. (%)
Melville, City of	14(66.7)	4(19.0)	3(14.3)	0(0.0)	0(0.0)
Menzies, Shire of	0(0.0)	0(0.0)	0(0.0)	0(0.0)	0(0.0)
Merredin, Shire of	0(0.0)	0(0.0)	0(0.0)	0(0.0)	0(0.0)
Metropolitan Cemeteries Board	0(0.0)	0(0.0)	0(0.0)	0(0.0)	0(0.0)
Mid West Development Commission	0(0.0)	0(0.0)	0(0.0)	0(0.0)	0(0.0)
Midland College of TAFE	0(0.0)	0(0.0)	0(0.0)	0(0.0)	0(0.0)
Midland Redevelopment Authority	0(0.0)	0(0.0)	0(0.0)	0(0.0)	0(0.0)
Midwest Health Service	0(0.0)	0(0.0)	0(0.0)	0(0.0)	0(0.0)
Mineral and Petroleum Resources, Department of	10(14.7)	41(60.3)	0(0.0)	0(0.0)	17(25.0)
Mingenew, Shire of	0(0.0)	0(0.0)	0(0.0)	0(0.0)	0(0.0)
Minister for Agriculture; Forestry and Fisheries; the Midwest, Wheatbelt and Great Southern	0(0.0)	0(0.0)	0(0.0)	0(0.0)	0(0.0)
Minister for Community Development, Women's Interests, Seniors & Youth; Disability Services; Culture	0(0.0)	0(0.0)	0(0.0)	0(0.0)	0(0.0)
Minister for Consumer and Employment Protection; Training	0(0.0)	0(0.0)	0(0.0)	0(0.0)	0(0.0)
Minister for Education; Sport and Recreation; Indigenous Affairs	1(100.0)	0(0.0)	0(0.0)	0(0.0)	0(0.0)
Minister for Health	0(0.0)	0(0.0)	0(0.0)	0(0.0)	0(0.0)
Minister for Housing & Works; Local Government & Regional Development; Kimberley, Pilbara & Gascoyne	0(0.0)	2(100.0)	0(0.0)	0(0.0)	0(0.0)
Minister for Planning and Infrastructure	3(50.0)	2(33.3)	0(0.0)	0(0.0)	1(16.7)
Minister for Police & Emergency Services; Minister Assisting Minister for Planning & Infrastructure	1(50.0)	1(50.0)	0(0.0)	0(0.0)	0(0.0)
Minister for Racing and Gaming; Government Enterprises; Goldfields-Esperance	0(0.0)	0(0.0)	0(0.0)	0(0.0)	0(0.0)
Minister for State Development; Tourism; Small Business	0(0.0)	0(0.0)	0(0.0)	0(0.0)	0(0.0)
Minister for the Environment and Heritage	0(0.0)	0(0.0)	0(0.0)	0(0.0)	0(0.0)
Morawa Shire Council	0(0.0)	0(0.0)	0(0.0)	0(0.0)	0(0.0)
Mosman Park, Town of	0(0.0)	0(0.0)	0(0.0)	0(0.0)	0(0.0)
Mount Marshall, Shire of	0(0.0)	0(0.0)	0(0.0)	0(0.0)	0(0.0)
Mt. Magnet, Shire of	0(0.0)	0(0.0)	0(0.0)	0(0.0)	0(0.0)
Mukinbudin, Shire of	0(0.0)	0(0.0)	0(0.0)	0(0.0)	0(0.0)
Mullewa, Shire of	0(0.0)	0(0.0)	0(0.0)	0(0.0)	0(0.0)
Mundaring, Shire of	2(28.6)	5(71.4)	0(0.0)	0(0.0)	0(0.0)
Murchison, Shire of	0(0.0)	0(0.0)	0(0.0)	0(0.0)	0(0.0)
Murchison Health Service	0(0.0)	0(0.0)	0(0.0)	0(0.0)	0(0.0)
Murdoch University	1(50.0)	0(0.0)	0(0.0)	0(0.0)	1(50.0)
Murray, Shire of	2(100.0)	0(0.0)	0(0.0)	0(0.0)	0(0.0)
Nannup, Shire of	0(0.0)	0(0.0)	0(0.0)	0(0.0)	0(0.0)
Narembeen, Shire of	0(0.0)	0(0.0)	0(0.0)	0(0.0)	0(0.0)
Narrogin, Town of	0(0.0)	0(0.0)	0(0.0)	0(0.0)	0(0.0)
Narrogin, Shire of	0(0.0)	0(0.0)	0(0.0)	0(0.0)	0(0.0)
National Trust of Australia (WA)	0(0.0)	0(0.0)	0(0.0)	0(0.0)	0(0.0)
Nedlands, City of	0(0.0)	2(100.0)	0(0.0)	0(0.0)	0(0.0)

STATISTICAL TABLES continued

Agency	Access In Full No. (%)	Edited Access No. (%)	Access Deferred No. (%)	Access s.28 No. (%)	Access Refused No. (%)
North Metropolitan Health Service	43(45.3)	47(49.5)	0(0.0)	0(0.0)	5(5.3)
Northam, Town of	0(0.0)	0(0.0)	0(0.0)	0(0.0)	0(0.0)
Northampton, Shire of	0(0.0)	0(0.0)	0(0.0)	0(0.0)	0(0.0)
Northern Goldfields Health Service	131(99.2)	1(0.8)	0(0.0)	0(0.0)	0(0.0)
Nurses Board of Western Australia	0(0.0)	0(0.0)	0(0.0)	0(0.0)	1(100.0)
Peel Development Commission	0(0.0)	0(0.0)	0(0.0)	0(0.0)	0(0.0)
Peppermint Grove, Shire of	0(0.0)	0(0.0)	0(0.0)	0(0.0)	0(0.0)
Perenjori, Shire of	0(0.0)	0(0.0)	0(0.0)	0(0.0)	0(0.0)
Perth, City of	2(25.0)	6(75.0)	0(0.0)	0(0.0)	0(0.0)
Pilbara Development Commission	0(0.0)	0(0.0)	0(0.0)	0(0.0)	0(0.0)
Pingelly, Shire of	0(0.0)	0(0.0)	0(0.0)	0(0.0)	0(0.0)
Planning and Infrastructure, Department for	63(56.3)	34(30.4)	0(0.0)	0(0.0)	15(13.4)
Plantagenet, Shire of	0(0.0)	0(0.0)	0(0.0)	0(0.0)	0(0.0)
Police Force of Western Australia	16(1.8)	752(86.3)	0(0.0)	0(0.0)	103(11.8)
Port Hedland, Town of	1(100.0)	0(0.0)	0(0.0)	0(0.0)	0(0.0)
Port Hedland Port Authority	0(0.0)	0(0.0)	0(0.0)	0(0.0)	0(0.0)
Potato Marketing Corporation of Western Australia	0(0.0)	0(0.0)	0(0.0)	0(0.0)	0(0.0)
Premier and Cabinet, Department of the	6(37.5)	9(56.3)	0(0.0)	0(0.0)	1(6.3)
Psychologists Registration Board of WA	2(100.0)	0(0.0)	0(0.0)	0(0.0)	0(0.0)
Public Advocate, Office of the	0(0.0)	0(0.0)	0(0.0)	0(0.0)	4(100.0)
Public Trust Office	1(33.3)	2(66.7)	0(0.0)	0(0.0)	0(0.0)
Quairading, Shire of	1(100.0)	0(0.0)	0(0.0)	0(0.0)	0(0.0)
Racing, Gaming and Liquor, Department of	3(37.5)	5(62.5)	0(0.0)	0(0.0)	0(0.0)
Ravensthorpe, Shire of	1(100.0)	0(0.0)	0(0.0)	0(0.0)	0(0.0)
Rockingham, City of	0(0.0)	1(25.0)	0(0.0)	0(0.0)	3(75.0)
Roebourne, Shire of	0(0.0)	0(0.0)	0(0.0)	0(0.0)	0(0.0)
Rottneest Island Authority	2(50.0)	1(25.0)	0(0.0)	0(0.0)	1(25.0)
Royal Perth Hospital	973(95.0)	38(3.7)	0(0.0)	0(0.0)	13(1.3)
Salaries and Allowances Tribunal	0(0.0)	0(0.0)	0(0.0)	0(0.0)	0(0.0)
Sandstone, Shire of	1(100.0)	0(0.0)	0(0.0)	0(0.0)	0(0.0)
Serpentine/Jarrahdale, Shire of	2(40.0)	2(40.0)	0(0.0)	0(0.0)	1(20.0)
Shark Bay, Shire of	0(0.0)	0(0.0)	0(0.0)	0(0.0)	0(0.0)
Sir Charles Gairdner Hospital	647(97.4)	15(2.3)	0(0.0)	2(0.3)	0(0.0)
Small Business Development Corporation	0(0.0)	0(0.0)	0(0.0)	0(0.0)	0(0.0)
South East Coastal Health Service	12(92.3)	1(7.7)	0(0.0)	0(0.0)	0(0.0)
South East Metropolitan College of TAFE	0(0.0)	1(50.0)	0(0.0)	0(0.0)	1(50.0)
South West Area Health Service	196(95.6)	5(2.4)	0(0.0)	2(1.0)	2(1.0)
South West Development Commission	0(0.0)	0(0.0)	0(0.0)	0(0.0)	0(0.0)
South West Regional College of TAFE	0(0.0)	0(0.0)	0(0.0)	0(0.0)	0(0.0)
Sport & Recreation, Department of	0(0.0)	0(0.0)	0(0.0)	0(0.0)	0(0.0)

Agency	Access In Full No. (%)	Edited Access No. (%)	Access Deferred No. (%)	Access s.28 No. (%)	Access Refused No. (%)
Sports Centre Trust	0(0.0)	0(0.0)	0(0.0)	0(0.0)	0(0.0)
State Supply Commission	0(0.0)	0(0.0)	0(0.0)	0(0.0)	0(0.0)
Stirling, City of	6(40.0)	9(60.0)	0(0.0)	0(0.0)	0(0.0)
Subiaco, City of	1(25.0)	2(50.0)	0(0.0)	0(0.0)	1(25.0)
Subiaco Redevelopment Authority	0(0.0)	0(0.0)	0(0.0)	0(0.0)	0(0.0)
Swan, City of	3(14.3)	9(42.9)	1(4.8)	0(0.0)	8(38.1)
Swan Health Service	77(81.1)	18(18.9)	0(0.0)	0(0.0)	0(0.0)
Tambellup, Shire of	0(0.0)	0(0.0)	0(0.0)	0(0.0)	0(0.0)
Tammin, Shire of	0(0.0)	0(0.0)	0(0.0)	0(0.0)	0(0.0)
Three Springs, Shire of	0(0.0)	0(0.0)	0(0.0)	0(0.0)	0(0.0)
Toodyay, Shire of	1(100.0)	0(0.0)	0(0.0)	0(0.0)	0(0.0)
Totalisator Agency Board of Western Australia	0(0.0)	0(0.0)	0(0.0)	0(0.0)	3(100.0)
Tourism Commission	0(0.0)	0(0.0)	0(0.0)	0(0.0)	0(0.0)
Training, Department of	4(80.0)	0(0.0)	1(20.0)	0(0.0)	0(0.0)
Trayning, Shire of	0(0.0)	0(0.0)	0(0.0)	0(0.0)	0(0.0)
Treasury and Finance, Department of	2(25.0)	2(25.0)	0(0.0)	0(0.0)	4(50.0)
Treasury Corporation	0(0.0)	0(0.0)	0(0.0)	0(0.0)	0(0.0)
University of Western Australia, The	1(33.3)	2(66.7)	0(0.0)	0(0.0)	0(0.0)
Upper Great Southern Health Service	35(100.0)	0(0.0)	0(0.0)	0(0.0)	0(0.0)
Victoria Park, Town of	0(0.0)	0(0.0)	0(0.0)	0(0.0)	0(0.0)
Victoria Plains, Shire of	0(0.0)	0(0.0)	0(0.0)	0(0.0)	0(0.0)
Vincent, Town of	2(22.2)	6(66.7)	0(0.0)	0(0.0)	1(11.1)
Wagin, Shire of	0(0.0)	0(0.0)	0(0.0)	0(0.0)	0(0.0)
Wandering, Shire of	0(0.0)	0(0.0)	0(0.0)	0(0.0)	0(0.0)
Wanneroo, City of	0(0.0)	9(100.0)	0(0.0)	0(0.0)	0(0.0)
Waroona, Shire of	0(0.0)	1(100.0)	0(0.0)	0(0.0)	0(0.0)
Water Corporation	4(25.0)	10(62.5)	0(0.0)	0(0.0)	2(12.5)
West Arthur, Shire of	0(0.0)	0(0.0)	0(0.0)	0(0.0)	0(0.0)
West Coast College TAFE	0(0.0)	0(0.0)	0(0.0)	0(0.0)	0(0.0)
West Pilbara College of TAFE	0(0.0)	0(0.0)	0(0.0)	0(0.0)	0(0.0)
West Pilbara Health Service	207(100.0)	0(0.0)	0(0.0)	0(0.0)	0(0.0)
Western Australian Government Railways Commission	3(75.0)	0(0.0)	0(0.0)	0(0.0)	1(25.0)
Wheatbelt Development Commission	0(0.0)	0(0.0)	0(0.0)	0(0.0)	0(0.0)
Wickepin, Shire of	0(0.0)	0(0.0)	0(0.0)	0(0.0)	0(0.0)
Williams, Shire of	0(0.0)	0(0.0)	0(0.0)	0(0.0)	0(0.0)
Wiluna, Shire of	0(0.0)	0(0.0)	0(0.0)	0(0.0)	0(0.0)
Wongan Hills Health Service	0(0.0)	0(0.0)	0(0.0)	0(0.0)	0(0.0)
Wongan-Ballidu, Shire of	0(0.0)	0(0.0)	0(0.0)	0(0.0)	0(0.0)
Woodanilling, Shire of	0(0.0)	0(0.0)	0(0.0)	0(0.0)	0(0.0)
Workers' Compensation & Rehabilitation Commission (WorkCover)	3(60.0)	1(20.0)	0(0.0)	0(0.0)	1(20.0)

STATISTICAL TABLES continued

Agency	Access In Full No. (%)	Edited Access No. (%)	Access Deferred No. (%)	Access s.28 No. (%)	Access Refused No. (%)
WorkSafe Western Australia	56(82.4)	11(16.2)	0(0.0)	0(0.0)	1(1.5)
Wyalkatchem, Shire of	0(0.0)	0(0.0)	0(0.0)	0(0.0)	0(0.0)
Wyndham-East Kimberley, Shire of	0(0.0)	0(0.0)	0(0.0)	0(0.0)	0(0.0)
Yalgoo, Shire of	0(0.0)	0(0.0)	0(0.0)	0(0.0)	0(0.0)
Yilgarn, Shire of	0(0.0)	0(0.0)	0(0.0)	0(0.0)	0(0.0)
York, Shire of	1(100.0)	0(0.0)	0(0.0)	0(0.0)	0(0.0)
Zoological Gardens Board	0(0.0)	0(0.0)	0(0.0)	0(0.0)	0(0.0)
<b>Totals</b>	<b>4407</b>	<b>1588</b>	<b>24</b>	<b>16</b>	<b>301</b>
	<b>69.6%</b>	<b>25.1%</b>	<b>0.4%</b>	<b>0.3%</b>	<b>4.8%</b>
<b>Grand Total</b>	<b>6336</b>				

**TABLE 13**  
**NUMBER OF TIMES EXEMPTION CLAUSES WERE USED BY AGENCIES**

Agency	CLAUSE NUMBER OF EXEMPTION (Schedule 1 of the Act)															
	1	2	3	4	4A	5	6	7	8	9	10	11	12	13	14	15
	Agriculture, Department of	0	0	3	0	0	1	0	1	0	0	0	0	0	0	0
Albany, City of	0	0	0	1	0	0	0	0	0	0	0	0	0	0	0	0
Armadale, City of	0	0	3	1	0	0	0	0	1	0	0	0	0	0	0	0
Armadale Health Service	1	0	1	0	0	0	0	0	0	0	0	0	0	0	0	0
Attorney General; Minister for Justice and Legal Affairs; Peel and the South-West	1	0	0	0	0	1	0	1	0	0	0	0	0	0	0	0
Bassendean, Town of	0	0	2	0	0	0	0	0	0	0	0	0	0	0	0	0
Bayswater, City of	0	0	5	0	0	0	0	0	0	0	0	0	0	0	0	0
Belmont, City of	0	0	3	0	0	0	0	0	0	0	0	0	0	0	0	0
Bentley Health Service	0	0	11	0	0	0	0	0	0	0	0	0	0	0	0	0
Bunbury, City of	0	0	2	1	0	0	0	1	0	0	0	0	0	0	0	0
Busselton, Shire of	0	0	1	0	0	0	0	0	0	0	0	1	0	0	0	0
Cambridge, Town of	0	0	0	4	0	0	0	0	0	0	0	0	0	0	0	0
Canning, City of	0	0	3	0	0	0	0	0	0	0	0	0	0	0	0	0
Central Metropolitan College of TAFE	0	0	0	0	0	0	0	0	0	0	0	1	0	0	0	0
Cockburn, City of	0	0	0	0	0	1	0	3	2	0	0	0	0	0	0	0
Commissioner for Public Sector Standards	0	0	0	0	0	0	1	0	0	0	0	0	0	0	0	0
Community Development, Department for	0	0	41	0	0	20	1	2	7	0	0	1	0	0	0	0
Conservation, Department of	0	0	5	2	0	3	0	2	0	0	0	0	0	0	0	0
Consumer and Employment Protection, Department of	0	0	6	2	0	6	0	0	0	0	0	0	0	0	0	0
Curtin University of Technology	7	0	0	0	0	0	4	4	7	0	0	5	0	0	0	0
Disability Services Commission	0	0	1	0	0	0	0	0	0	0	0	0	0	0	0	0
Education, Department of	0	0	19	3	0	12	2	1	1	0	0	0	0	0	0	0
Electricity Corporation (Trading as Western Power Corporation)	0	0	1	1	0	0	0	3	1	0	0	0	0	0	0	0
Environment, Water and Catchment Protection	5	0	28	8	0	2	2	5	2	0	2	0	0	0	0	0
Fire and Emergency Services Authority	0	0	26	0	0	3	0	0	0	0	0	0	0	0	0	0
Fisheries, Department of	1	0	3	1	0	2	3	1	0	0	0	0	0	0	0	0
Fremantle, City of	0	0	0	1	0	0	0	1	0	0	0	1	0	0	0	0
Fremantle Hospital and Health Service	0	0	35	0	0	0	0	0	0	0	0	0	0	0	0	0
Fremantle Port Authority	0	0	0	0	0	0	0	1	1	0	0	0	0	0	0	0
Gosnells, City of	0	0	1	1	0	0	0	0	0	0	0	0	0	0	0	0
Government Employees Housing Authority	0	0	1	0	0	0	0	0	0	0	0	0	0	0	0	0
Government Employees Superannuation Board	0	0	0	0	0	0	0	1	0	0	0	0	0	0	0	0
Graylands Selby-Lemnos and Special Care Health Services	0	0	75	0	0	5	1	0	38	0	0	0	0	0	0	0
Health, Department of	0	0	8	2	0	5	3	2	2	0	0	0	0	0	0	0

STATISTICAL TABLES continued

Agency	CLAUSE NUMBER OF EXEMPTION (Schedule 1 of the Act)															
	1	2	3	4	4A	5	6	7	8	9	10	11	12	13	14	15
Health Review, Office of	0	0	3	1	0	0	0	0	4	0	0	0	0	0	0	0
Heritage Council of Western Australia	0	0	0	0	0	0	1	2	0	0	0	0	0	0	0	0
Housing and Works, Department of	0	0	46	4	0	2	1	2	0	0	0	0	0	0	0	0
Indigenous Affairs, Department of	0	0	1	0	0	1	1	0	0	0	0	0	0	0	0	0
Industry and Technology, Department of	1	0	0	1	0	0	1	1	0	0	1	0	0	0	0	0
Insurance Commission of Western Australia	0	0	6	0	0	1	4	5	0	0	2	1	0	0	0	0
Joondalup, City of	0	0	23	1	0	4	0	3	0	0	0	0	0	0	0	0
Joondalup Health Campus	0	0	11	0	0	1	0	0	5	0	0	0	0	0	0	0
Justice, Department of	1	0	27	0	0	7	2	3	0	0	0	17	0	0	0	0
Kalgoorlie-Boulder, City of	0	0	2	0	0	0	0	0	0	0	0	0	0	0	0	0
King Edward Memorial and Princess Margaret Hospitals	0	0	4	0	0	0	0	1	0	0	0	0	0	0	0	0
Land Administration, Department of	1	0	6	2	0	0	0	5	0	0	0	0	0	0	0	0
Land Authority (LandCorp), Western Australian	3	0	1	0	0	0	3	0	0	0	0	0	0	0	0	0
Legal Aid Commission	0	0	1	0	0	0	0	0	0	0	0	0	0	0	0	0
Legal Practice Board	0	0	1	0	0	0	1	1	1	0	0	0	0	0	0	0
Local Government and Regional Development, Department of	0	0	1	0	0	1	0	0	0	0	0	0	0	0	0	0
Lotteries Commission	0	0	0	0	0	0	1	0	0	0	0	0	0	0	0	0
Lower Great Southern Health Service	0	0	6	1	0	0	0	0	0	0	0	0	0	0	0	0
Main Roads Western Australia	0	0	0	0	0	0	0	6	3	0	1	0	0	0	0	0
Mandurah, City of	0	0	0	1	0	2	0	0	2	0	0	0	0	0	0	0
Melville, City of	0	0	2	1	0	0	0	1	1	0	0	0	0	0	0	0
Mineral and Petroleum Resources, Department of	1	0	39	7	0	5	0	1	1	0	0	0	0	0	0	0
Minister for Housing & Works; Local Government & Regional Development; Kimberley, Pilbara & Gascoyne	0	0	2	0	0	0	0	0	0	0	0	0	0	0	0	0
Minister for Planning and Infrastructure	14	0	0	1	0	0	18	17	0	0	1	0	0	0	0	0
Minister for Police & Emergency Services; Minister Assisting Minister for Planning & Infrastructure	1	0	0	0	0	0	0	1	0	0	0	0	0	0	0	0
Mundaring, Shire of	0	0	5	0	0	0	0	0	0	0	0	0	0	0	0	0
North Metropolitan Health Service	0	0	48	0	0	1	0	0	0	0	0	0	0	0	0	0
Northern Goldfields Health Service	0	0	1	0	0	0	0	0	0	0	0	0	0	0	0	0
Nurses Board of Western Australia	0	0	0	0	0	1	0	0	0	0	0	0	0	0	0	0
Perth, City of	0	0	6	1	0	0	0	0	0	0	0	1	0	0	0	0
Planning and Infrastructure, Department for	6	0	35	2	0	1	11	9	0	0	0	0	0	0	0	0
Police Force of Western Australia	0	1	753	2	0	63	1	0	0	0	0	2	0	0	1	0
Port Hedland, Town of	0	0	0	1	0	0	0	0	0	0	0	0	0	0	0	0
Premier and Cabinet, Department of the	3	0	5	1	0	0	2	2	0	0	0	0	0	0	0	0
Public Advocate, Office of the	0	0	4	0	0	0	0	0	0	0	0	0	0	0	0	0
Public Trust Office	0	0	2	0	0	0	0	0	0	0	0	0	0	0	0	0



Agency	CLAUSE NUMBER OF EXEMPTION (Schedule 1 of the Act)															
	1	2	3	4	4A	5	6	7	8	9	10	11	12	13	14	15
Racing, Gaming and Liquor, Department of	0	0	5	2	0	0	0	0	0	0	0	0	0	0	0	0
Rockingham, City of	0	0	1	0	0	1	0	0	3	0	0	0	0	0	0	0
Rottneest Island Authority	0	0	1	0	0	0	0	0	0	0	0	0	0	0	0	0
Royal Perth Hospital	0	0	37	1	0	4	1	1	9	0	0	0	0	0	0	0
Serpentine/Jarrahdale, Shire of	0	0	2	0	0	1	0	1	0	0	0	0	0	0	0	0
Sir Charles Gairdner Hospital	0	0	16	0	0	4	1	1	3	0	0	3	0	0	0	0
South East Coastal Health Service	0	0	1	0	0	0	0	0	0	0	0	0	0	0	0	0
South East Metropolitan College of TAFE	0	0	1	0	0	0	0	0	0	0	0	0	0	0	0	0
South West Area Health Service	0	0	7	0	0	0	0	0	0	0	0	0	0	0	0	0
Stirling, City of	0	0	1	0	0	0	0	0	0	0	0	0	0	0	0	0
Subiaco, City of	0	0	2	0	0	1	0	0	0	0	0	0	0	0	0	0
Swan, City of	0	0	2	1	0	0	2	1	1	0	0	0	0	0	0	0
Swan Health Service	0	0	18	0	0	0	0	0	0	0	0	0	0	0	0	0
Totalisator Agency Board of Western Australia	0	0	1	0	0	0	0	0	0	0	0	0	0	0	0	0
Treasury and Finance, Department of	1	0	1	0	0	5	0	0	0	0	0	0	0	0	0	0
University of Western Australia, The	0	0	3	0	0	0	0	0	0	0	0	0	0	0	0	0
Upper Great Southern Health Service	0	0	1	0	0	0	0	0	0	0	0	0	0	0	0	0
Vincent, Town of	0	0	8	0	0	0	0	0	1	0	0	0	0	0	0	0
Wanneroo, City of	0	0	1	7	0	0	0	1	0	0	0	0	0	0	0	0
Waroona, Shire of	0	0	1	0	0	0	0	0	0	0	0	0	0	0	0	0
Water Corporation	1	0	5	3	0	0	3	1	0	0	4	0	0	0	0	0
Workers' Compensation & Rehabilitation Commission (WorkCover)	0	0	1	0	0	1	0	0	0	0	0	0	0	0	0	0
WorkSafe Western Australia	0	0	1	0	0	11	0	0	12	0	0	12	0	0	0	0
<b>Totals</b>	<b>48</b>	<b>1</b>	<b>1443</b>	<b>69</b>	<b>0</b>	<b>179</b>	<b>71</b>	<b>95</b>	<b>108</b>	<b>0</b>	<b>11</b>	<b>45</b>	<b>0</b>	<b>0</b>	<b>1</b>	<b>0</b>

Note: Agencies which did not cite exemptions are omitted.

**TABLE 14**  
**OUTCOME OF REQUESTS FOR INTERNAL REVIEW**

Agency	OUTCOME				
	Requests Received	Decision Confirmed	Decision Varied	Decision Reversed	Withdrawn
Agriculture, Department of	5	2	2	0	1
Armadale, City of	1	1	0	0	0
Bassendean, Town of	1	0	0	0	0
Bayswater, City of	2	1	0	1	0
Bunbury, City of	1	1	0	0	0
Busselton, Shire of	3	1	1	1	0
Cambridge, Town of	2	1	1	0	0
Canning, City of	1	0	1	0	0
Cockburn, City of	1	1	0	0	0
Commissioner for Public Sector Standards	1	1	0	0	0
Community Development, Department for	6	5	1	0	0
Conservation, Department of	1	1	0	0	0
Consumer and Employment Protection, Department of	2	2	0	0	0
Curriculum Council	1	0	0	1	0
Curtin University of Technology	6	6	0	0	0
Education, Department of	5	4	1	0	0
Electricity Corporation (Trading as Western Power Corporation)	1	1	0	0	0
Environment, Water and Catchment Protection	2	1	0	1	0
Fisheries, Department of	1	1	0	0	0
Fremantle Hospital and Health Service	2	0	1	1	0
Fremantle Port Authority	1	1	0	0	0
Gosnells, City of	1	1	0	0	0
Government Employees Superannuation Board	1	1	0	0	0
Graylands Selby-Lemnos and Special Care Health Services	4	3	1	0	0
Harvey, Shire of	2	2	0	0	0
Health, Department of	6	5	1	0	0
Housing and Works, Department of	7	7	0	0	0
Indigenous Affairs, Department of	1	1	0	0	0
Insurance Commission of Western Australia	3	0	0	0	0
Joondalup, City of	2	2	0	0	0
Justice, Department of	8	8	0	0	0
King Edward Memorial and Princess Margaret Hospitals	6	3	1	2	0
Land Administration, Department of	3	1	2	0	0
Land Authority (LandCorp), Western Australian	2	0	2	0	0
Local Government and Regional Development, Department of	1	1	0	0	0
Main Roads Western Australia	1	1	0	0	0
Mandurah, City of	3	3	0	0	0

Agency	OUTCOME				
	Requests Received	Decision Confirmed	Decision Varied	Decision Reversed	Withdrawn
Mineral and Petroleum Resources, Department of	4	4	0	0	0
Murdoch University	2	2	0	0	0
Nedlands, City of	1	1	0	0	0
North Metropolitan Health Service	1	1	0	0	0
Perth, City of	3	1	2	0	0
Planning and Infrastructure, Department for	10	4	1	3	2
Police Force of Western Australia	21	13	8	0	0
Port Hedland, Town of	0	1	0	0	0
Premier and Cabinet, Department of the	3	1	2	0	0
Public Advocate, Office of the	1	1	0	0	0
Public Trust Office	2	0	2	0	0
Racing, Gaming and Liquor, Department of	1	1	0	0	0
Rockingham, City of	2	1	1	0	0
Rottneet Island Authority	1	1	0	0	0
Royal Perth Hospital	1	1	0	0	0
Serpentine/Jarrahdale, Shire of	1	1	0	0	0
Sir Charles Gairdner Hospital	2	2	0	0	0
South West Area Health Service	1	1	0	0	0
Stirling, City of	1	1	0	0	0
Subiaco, City of	1	1	0	0	0
Swan, City of	5	4	1	0	0
Totalisator Agency Board of Western Australia	3	3	0	0	0
Training, Department of	4	4	0	0	0
Treasury and Finance, Department of	2	2	0	0	0
University of Western Australia, The	1	0	1	0	0
Upper Great Southern Health Service	1	1	0	0	0
Vincent, Town of	1	0	0	0	1
Wanneroo, City of	1	0	1	0	0
Water Corporation	1	1	0	0	0
Western Australian Government Railways Commission	2	2	0	0	0
<b>Total</b>	<b>177</b>	<b>126</b>	<b>34</b>	<b>10</b>	<b>4</b>

**TABLE 15**  
**REQUESTS FOR AMENDMENT OF PERSONAL INFORMATION**

Agency	Received	Amended	Not Amended	Amended (but not as Requested)	Withdrawn
Armadale Health Service	1	0	1	0	0
Community Development, Department for	2	0	1	1	0
Education, Department of	3	2	0	1	0
Fremantle Hospital and Health Service	1	0	0	1	0
Graylands Selby-Lemnos and Special Care Health Services	1	0	0	1	0
Health, Department of	2	0	2	0	0
Housing and Works, Department of	3	0	1	1	0
Joondalup Health Campus	2	0	0	2	0
Justice, Department of	2	1	1	0	0
Lower Great Southern Health Service	1	0	0	0	0
North Metropolitan Health Service	2	1	0	1	0
Police Force of Western Australia	1	0	1	0	0
Sir Charles Gairdner Hospital	3	2	0	1	0
Victoria Park, Town of	1	0	1	0	0
Workers' Compensation & Rehabilitation Commission (WorkCover)	1	1	0	0	0
<b>Total</b>	<b>26</b>	<b>7</b>	<b>8</b>	<b>9</b>	<b>0</b>

**TABLE 16**  
**INTERNAL REVIEW RE: AMENDMENT OF PERSONAL INFORMATION**

Agency	Applications	Confirmed	Varied	Reversed	Withdrawn
Community Development, Department for	1	1	0	0	0
Fremantle Hospital and Health Service,	1	0	1	0	0
Gosnells, City of	1	1	0	0	0
Health, Department of	2	2	1	0	0
Sir Charles Gairdner Hospital,	1	1	0	0	0
Victoria Park, Town of	1	1	0	0	0
Harvey, Shire of	2	2	0	0	0
Joondalup Health Campus,	1	1	0	0	0
Housing and Works, Department of	2	2	0	0	0
<b>Totals</b>	<b>12</b>	<b>11</b>	<b>2</b>	<b>0</b>	<b>0</b>

**TABLE 17**  
**FEES AND CHARGES CALCULATED BY AGENCIES**

Agency	Application Fees Collected	AMOUNT OF CHARGES	
		Reduced or Waived	Collected
Agriculture, Department of	\$150	\$0	\$146
Albany, City of	\$60	\$0	\$0
Alcohol & Drug Authority (Next Step)	\$30	\$0	\$0
Armadale, City of	\$90	\$0	\$79
Ashburton, Shire of	\$30	\$0	\$30
Bassendean, Town of	\$60	\$0	\$0
Bayswater, City of	\$300	\$60	\$57
Belmont, City of	\$45	\$15	\$94
Broome, Shire of	\$30	\$0	\$10
Bunbury, City of	\$210	\$30	\$435
Busselton, Shire of	\$240	\$0	\$1,075
Cambridge, Town of	\$120	\$0	\$77
Canning, City of	\$120	\$0	\$72
Claremont, Town of	\$120	\$0	\$0
Cockburn, City of	\$180	\$300	\$0
Commissioner for Public Sector Standards	\$60	\$0	\$0
Community Development, Department for	\$720	\$0	\$0
Conservation, Department of	\$332	\$0	\$0
Conservation Commission of Western Australia	\$30	\$0	\$0
Consumer and Employment Protection, Department of	\$570	\$30	\$0
Culture and the Arts, Department of	\$30	\$0	\$0
Curriculum Council	\$60	\$0	\$0
Curtin University of Technology	\$120	\$0	\$0
Denmark, Shire of	\$30	\$0	\$0
Derby-West Kimberley, Shire of	\$0	\$0	\$2
Disability Services Commission	\$30	\$0	\$0
Donnybrook-Balingup, Shire of	\$30	\$0	\$0
East Perth Redevelopment Commission	\$120	\$0	\$176
Eastern Metropolitan Regional Council	\$30	\$0	\$0
Eastern Wheatbelt Health Service	\$60	\$0	\$60
Education, Department of	\$240	\$0	\$0
Electricity Corporation (Trading as Western Power Corporation)	\$420	\$60	\$0
Environment, Water and Catchment Protection	\$990	\$0	\$0
Fire and Emergency Services Authority	\$630	\$157	\$529
Fisheries, Department of	\$210	\$0	\$0
Forest Products Commission	\$30	\$0	\$10
Fremantle, City of	\$240	\$122	\$605
Fremantle Port Authority	\$60	\$0	\$0

STATISTICAL TABLES continued

Agency	Application Fees Collected	AMOUNT OF CHARGES	
		Reduced or Waived	Collected
Geraldton, City of	\$60	\$0	\$0
Gosnells, City of	\$210	\$90	\$210
Government Employees Housing Authority	\$30	\$0	\$0
Graylands Selby-Lemnos and Special Care Health Services	\$30	\$0	\$0
Harvey, Shire of	\$150	\$90	\$67
Health, Department of	\$630	\$0	\$1,046
Heritage Council of Western Australia	\$180	\$0	\$0
Housing and Works, Department of	\$570	\$0	\$388
Indigenous Affairs, Department of	\$240	\$0	\$0
Industry and Technology, Department of	\$90	\$0	\$0
Insurance Commission of Western Australia	\$30	\$0	\$0
Joondalup, City of	\$690	\$75	\$0
Justice, Department of	\$450	\$0	\$177
Kalgoorlie-Boulder, City of	\$90	\$0	\$0
Kwinana, Town of	\$30	\$0	\$30
Land Administration, Department of	\$500	\$13	\$466
Land Authority (LandCorp), Western Australian	\$240	\$0	\$0
Law Reform Commission	\$30	\$0	\$0
Local Government and Regional Development, Department of	\$150	\$0	\$0
Lotteries Commission	\$60	\$30	\$0
Lower Great Southern Health Service	\$30	\$403	\$157
Main Roads Western Australia	\$720	\$410	\$739
Mandurah, City of	\$330	\$0	\$201
Melville, City of	\$660	\$0	\$288
Midland College of TAFE	\$30	\$0	\$0
Mineral and Petroleum Resources, Department of	\$1,470	\$49	\$795
Minister for Agriculture; Forestry and Fisheries; the Midwest, Wheatbelt and Great Southern	\$90	\$0	\$0
Minister for Community Development, Women's Interests, Seniors & Youth; Disability Services; Culture	\$30	\$0	\$0
Minister for Health	\$60	\$0	\$0
Minister for Housing & Works; Local Government & Regional Development; Kimberley, Pilbara & Gascoyne	\$60	\$0	\$0
Minister for Planning and Infrastructure	\$180	\$0	\$0
Minister for Racing and Gaming; Government Enterprises; Goldfields-Esperance	\$30	\$0	\$0
Minister for State Development; Tourism; Small Business	\$60	\$0	\$0
Minister for the Environment and Heritage	\$60	\$0	\$0
Mundaring, Shire of	\$150	\$0	\$0
Murray, Shire of	\$90	\$0	\$0
Nedlands, City of	\$60	\$0	\$0
Northern Goldfields Health Service	\$90	\$0	\$0
Perth, City of	\$210	\$105	\$392

Agency	Application Fees Collected	AMOUNT OF CHARGES	
		Reduced or Waived	Collected
Planning and Infrastructure, Department for	\$2,700	\$135	\$2,717
Police Force of Western Australia	\$26,610	\$51	\$2,974
Port Hedland, Town of	\$30	\$0	\$6
Premier and Cabinet, Department of the	\$570	\$4,938	\$77
Psychologists Registration Board of WA	\$60	\$0	\$0
Public Trust Office	\$60	\$0	\$0
Quairading, Shire of	\$30	\$0	\$0
Racing, Gaming and Liquor, Department of	\$240	\$0	\$0
Rockingham, City of	\$90	\$0	\$0
Rottneet Island Authority	\$90	\$0	\$0
Royal Perth Hospital	\$90	\$0	\$289
Sandstone, Shire of	\$30	\$0	\$0
Serpentine/Jarrahdale, Shire of	\$180	\$0	\$34
Sir Charles Gairdner Hospital	\$30	\$0	\$0
Stirling, City of	\$450	\$0	\$0
Subiaco, City of	\$90	\$60	\$30
Swan, City of	\$450	\$0	\$119
Toodyay, Shire of	\$30	\$0	\$90
Totalisator Agency Board of Western Australia	\$45	\$0	\$0
Training, Department of	\$0	\$120	\$0
Treasury and Finance, Department of	\$180	\$0	\$0
University of Western Australia, The	\$0	\$60	\$0
Vincent, Town of	\$240	\$0	\$0
Wanneroo, City of	\$240	\$0	\$0
Waroona, Shire of	\$30	\$150	\$0
Water Corporation	\$270	\$0	\$275
Western Australian Government Railways Commission	\$120	\$0	\$0
Workers' Compensation & Rehabilitation Commission (WorkCover)	\$0	\$90	\$0
WorkSafe Western Australia	\$2,070	\$43	\$528
York, Shire of	\$0	\$0	\$30
<b>Totals</b>	<b>\$50,722</b>	<b>\$7,687</b>	<b>\$15,581</b>

Note: Agencies which did not collect application fees or impose charges are omitted.

**TABLE 18  
REASONS FOR REDUCTION OF CHARGES**

<b>Reasons for Reduction</b>	<b>No.</b>	<b>(%)</b>
Impecunious	102	30.4%
Pensioner	5	1.5%
Other	229	68.1%
<b>Total</b>	<b>336</b>	<b>100%</b>



### FURTHER INFORMATION

For any further information on the Office of the Information Commissioner's role and functions, please contact the office at:

Level 21, Exchange Plaza  
2 The Esplanade  
PERTH WA 6000  
Tel: (08) 9220 7888;  
1800 62 1244 (Toll free)  
Fax: (08) 9325 2152

E-mail: [info@foi.wa.gov.au](mailto:info@foi.wa.gov.au)  
Home Page: <http://www.foi.wa.gov.au>

This page has been left blank intentionally.